

ATLANTIC

Community School District
2017-2018



Washington Elementary



Atlantic Middle School



Achievement Center



Early Learning Center



Schuler Elementary



Atlantic High School





REPORT ON EXCELLENCE

*Annual Report for Atlantic Community School District
September 2018*

ANNUAL REPORT INTRODUCTION

Mr. Steven Barber, Superintendent

Atlantic Community Schools' Mission Statement

The Atlantic Community School District will prepare all learners to be creative, innovative and productive citizens by providing diverse opportunities to learn and apply relevant skills and knowledge in a positive, disciplined and challenging environment.

Superintendent
Steven Barber

Finance Director
Sarah Sheeder

Transportation
Dave Eckles

Food Service
Natalie Ritter

Maintenance
Russell Peck

Technology Director
Roger Warne

Curriculum Director
James Northwick

High School Principal
Heather McKay

**Asst. Principal/Act.
Director**
Andrew Mitchell

Middle School Principal
Josh Rasmussen

Schuler Elem Principal
James Northwick

**Washington Elem
Principal**
Stacey Hornung

**Send any comments or
suggestions to:**

ACSD
1100 Linn Street
Atlantic, Iowa 50022

Phone: 712-243-4252
www.atlanticiaschools.org

The Atlantic Community School District continues to focus on student learning by reinforcing the idea that collectively we are stronger and a collaborative culture is essential in order to continue our success in student achievement. Through our teacher leadership system, trained staff in purposeful learning communities from each building, and a clear understanding of where we are at in our development as educators, we continue making progress with our work in the core curriculum and instruction. During the 2017-18 school year we continued to perform at a high level on the Iowa Assessments, were above the state average in graduation rates, and continued to have outstanding accomplishments from individuals and teams who participated in our extra- and co-curricular activities.

As we analyze the results of our students compared to the AEA and state performances on the Iowa Assessments we noticed that the percentages of students proficient in Atlantic was at or above those in the Green Hills AEA on 24 of 27 data points and 23 of 27 when compared to state averages over grade spans 3-11 and in the areas of reading, math, and science. Also, our student scores on these assessments showed positive cohort growth in math and reading on 13 of the 16 data points. Finally, recently a report was provided by the state showing that Atlantic K-3 had over 80 percent of our students meet the Benchmark on the Formative Reading Assessment System which met our district's literacy goal for the 2017-18 school year.

Last year was our third year of implementation of the Teacher Leadership Compensation program. We continue to provide a variety of support to our teaching staff. By gathering feedback and by making adjustments to our plan, we continue to build the capacity of our certified teaching staff. These resources provided through this system assisted our goal of creating a collaborative environment and ensuring the guaranteed and viable curriculum. One area of focus last year was the implementation of the next generation science standards. Our science staff made great progress with implementing these new standards and adopting an inquiry based approach to teaching. Classroom teachers and TLC personnel worked closely in making these great strides.

Over the past year, our Achievement Center was remodeled to fit the needs of both our C.C.E.O.C and Links programs. This facility now provides more opportunities for these programs, with our instructor creating some building trades experiences for some of the alternative school students interested in these fields. Throughout the year we worked closely with a number of community partners to design a pre-apprentice program for the Industrial Arts program. Although we have met some roadblocks we will continue to move forward on this journey. Throughout the 2017-18 school year, the additional space available in the Achievement Center has relieved the demand for space that our activities demand.

Our trend of declining enrollment continued during the 2017-18 school year. Records indicate that this school year, Atlantic schools served 45 fewer students from the previous school year with a 32 student decrease in our certified enrollment. Since much of the schools' general fund dollars are driven by student enrollment, we will need to continue keeping our eye on the budget and make necessary decisions to remain financially healthy while still providing an excellent education for our students.

The Atlantic Community School District offers many activities to our student body. Once again many individuals and teams experienced great success. Individually we had state champions, all state musical representatives, national debate qualifiers and many others that achieved top rankings from the state. We had five Hawkeye 10 Conference champion teams. They were wrestling, boys golf, tennis, and track and girls softball. State qualifiers in 2017-18 were girls' softball, boys track and boys tennis with boys track accomplishing runner up in the 3A state competition. Many of our individuals and teams perform at a high level and achieve accolades.

DISTRICT CONTACT INFORMATION

Superintendent: Steven Barber	Telephone: 712-243-4252 Email: sbarber@atlanticiaschools.org
Curriculum Director: James Northwick	Telephone: 712-243-1370 Email: jnorthwick@atlanticiaschools.org
Food Service Director: Natalie Ritter	Telephone: 712-243-5369 Email: nritter@atlanticiaschools.org
Maintenance Director: Russell Peck	Telephone: 712-243-4281 Email: rpeck@atlanticiaschools.org
Technology Director: Roger Warne	Telephone: 712-243-4252 Email: rwarne@atlanticiaschools.org
Transportation Director: Dave Eckles	Telephone: 712-243-3374 Email: deckles@atlanticiaschools.org
High School Principal: Heather McKay	Telephone: 712-243-5358 Email: hmckay@atlanticiaschools.org
Asst. Principal/Activities Director: Andrew Mitchell	Telephone: 712-243-5364 Email: amitchell@atlanticiaschools.org
Middle School Principal: Josh Rasmussen	Telephone: 712-243-1330 Email: jrasmussen@atlanticiaschools.org
Schuler Elementary Principal: James Northwick	Telephone: 712-243-1370 Email: jnorthwick@atlanticiaschools.org
Washington Elementary Principal: Stacey Hornung	Telephone: 712-243-5234 Email: shornung@atlanticiaschools.org

DISTRICT OFFICES

Office of the Superintendent

1100 Linn Street
Atlantic, Iowa 50022
FAX: 712-243-8023

Atlantic High School

1201 East 14th Street
Atlantic, Iowa 50022
FAX: 712-243-8007

Atlantic Middle School

1100 Linn Street
Atlantic, Iowa 50022
FAX: 712-243-7732

Schuler Elementary

501 East 11th Street
Atlantic, Iowa 50022
FAX: 712-243-2120

Washington Elementary

500 East 14th Street
Atlantic, Iowa 50022
FAX: 712-243-5275

Achievement Center - CCEOC

1406 SW 7th Street
Atlantic, Iowa 50022
Phone: 712-243-3535
FAX: 712-243-2208

Achievement Center - Level III Behavioral Program

1406 SW 7th Street
Atlantic, Iowa 50022
Phone: 712-243-3535
FAX: 712-243-2208

Bus Garage

2805 East 7th Street
Atlantic, Iowa 50022
Phone: 712-243-3374

2018-2019 School Board Members

Alison Bruckner, President	Term Expires 2019
Kristy Pellett, Vice-President	Term Expires 2021
Josh McLaren	Term Expires 2021
Jenny Williams	Term Expires 2019
Keith Swanson	Term Expires 2019
Sarah Sheeder, Board Secretary/Treasurer	

Graduation Rate

Year	Atlantic	State
2015	94.30%	90.10%
2016	92.77%	91.26%
2017	94.23%	90.98%

Dropout Rate

Grades 7-12

Year	Atlantic	State
2015	2.20%	2.48%
2016	3.26%	2.8%
2017	2.02%	1.93%

Seniors Pursuing Post-Secondary Education

Class of	Percentage
2015	70.97%
2016	62.00%
2017	78.00%
2018	71.43%

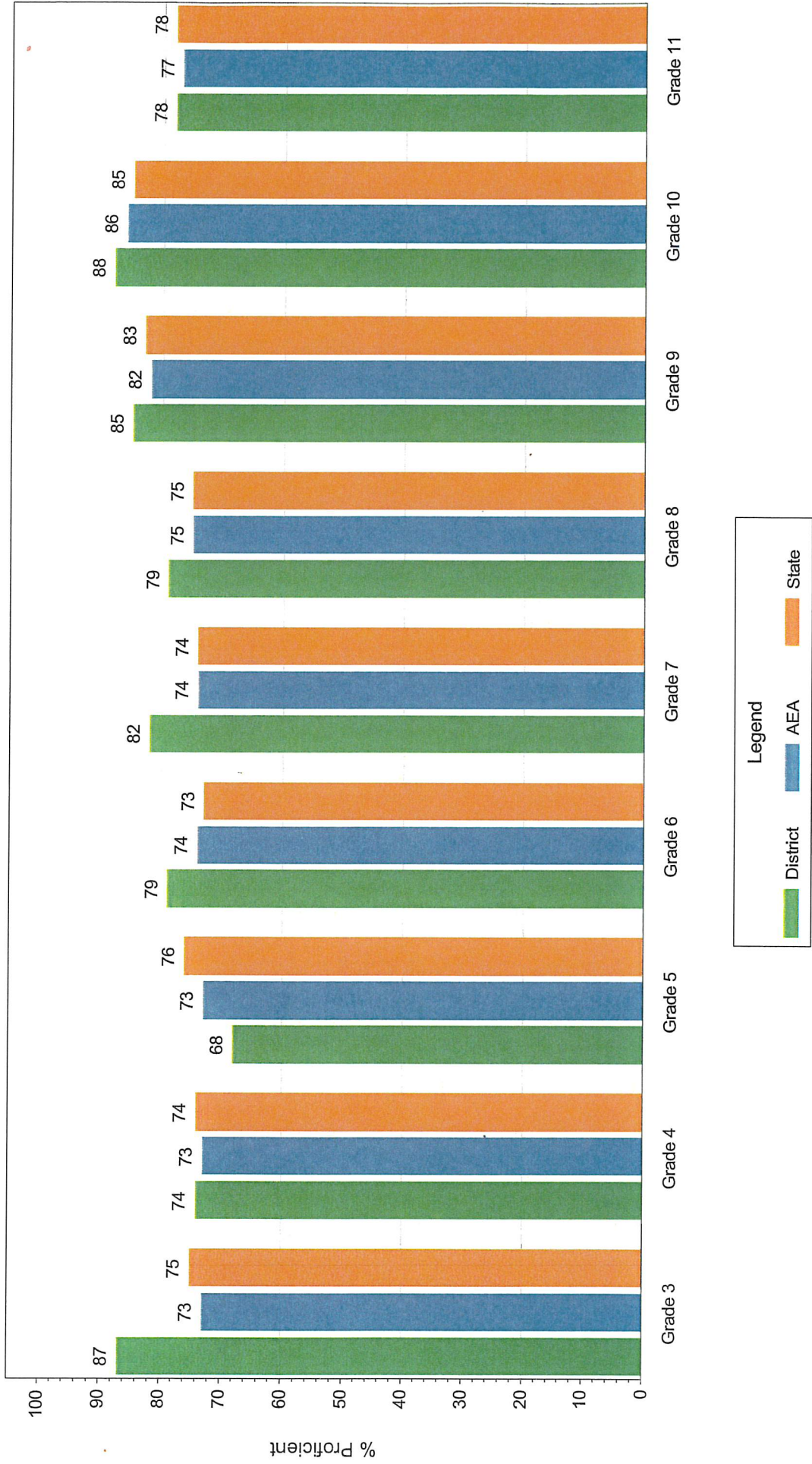
Percent of Students Completing a Core Program

Class of	Percentage
2015	100.00%
2016	97.40%
2017	92.00%
2018	99.00%

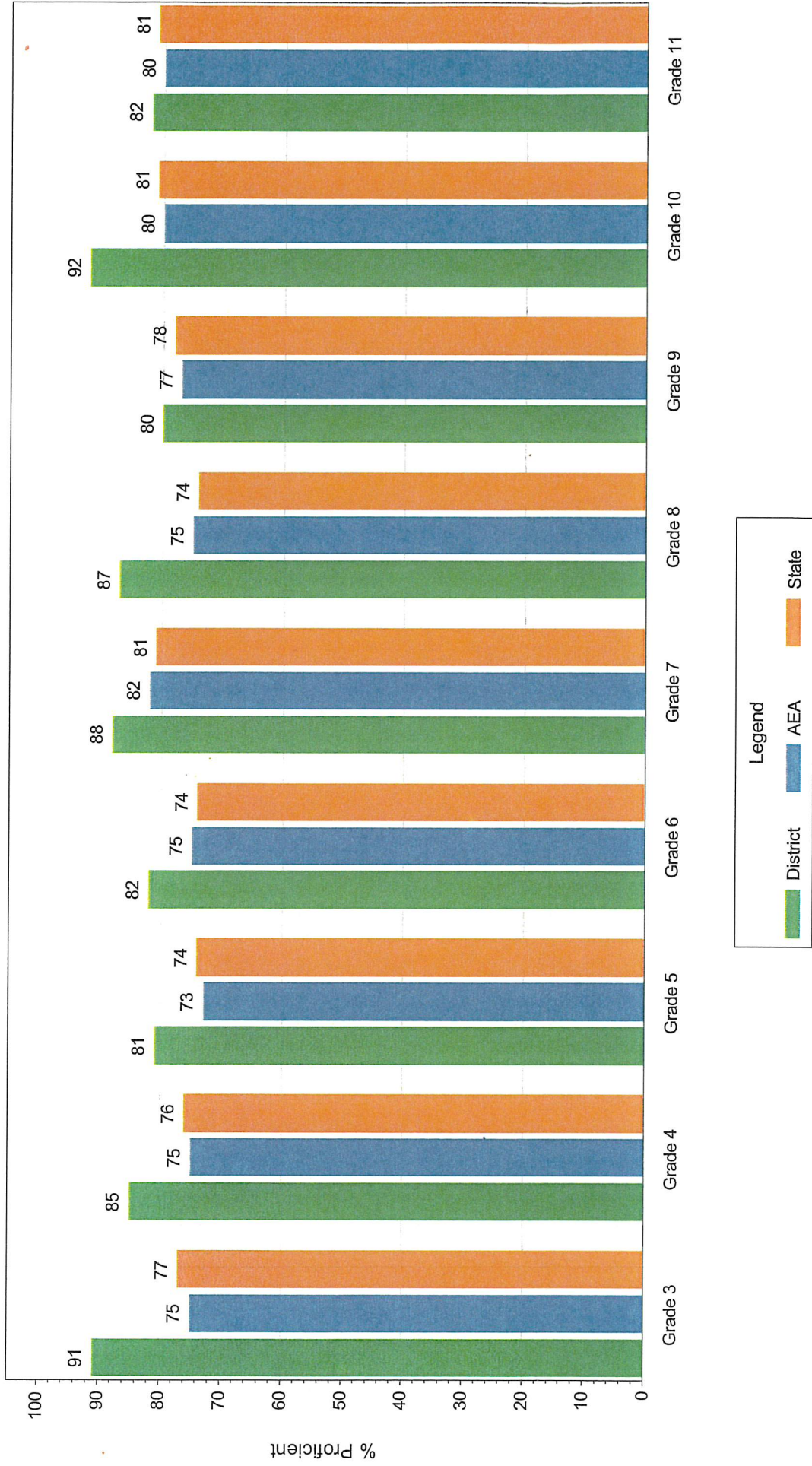
District ACT Results

Total Tested			English		Mathematics		Reading		Science		Composite	
Graduation Year	District	State	District	State	District	State	District	State	District	State	District	State
2014	48	22,931	23.3	21.5	23.9	21.4	24.8	22.5	23.6	22.2	23.9	22.0
2015	52	22,675	22.1	21.6	21.9	21.5	23.2	22.7	21.7	22.3	22.4	22.2
2016	37	23,132	22.6	21.4	22.6	21.4	23.5	22.7	22.4	22.3	22.9	22.1
2017	58	23,306	21.6	21.2	21.3	21.3	22.2	22.6	21.6	22.1	21.8	21.9
2018	74	24,028	20.5	21.0	20.4	21.2	22.4	22.5	21.0	22.0	21.2	21.8

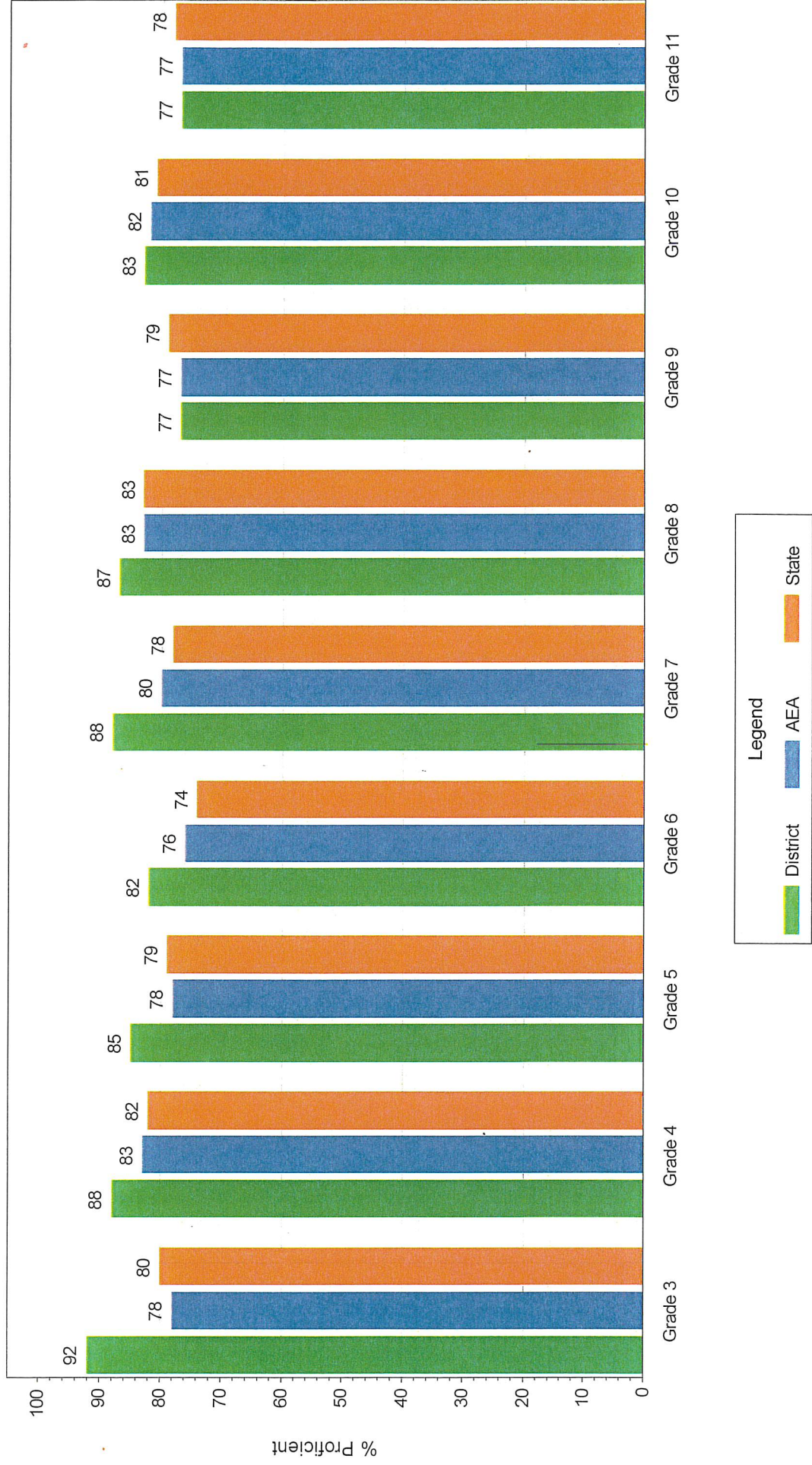
Iowa Assessments
 Reading: Percent Proficient by Grade
 2017 – 2018



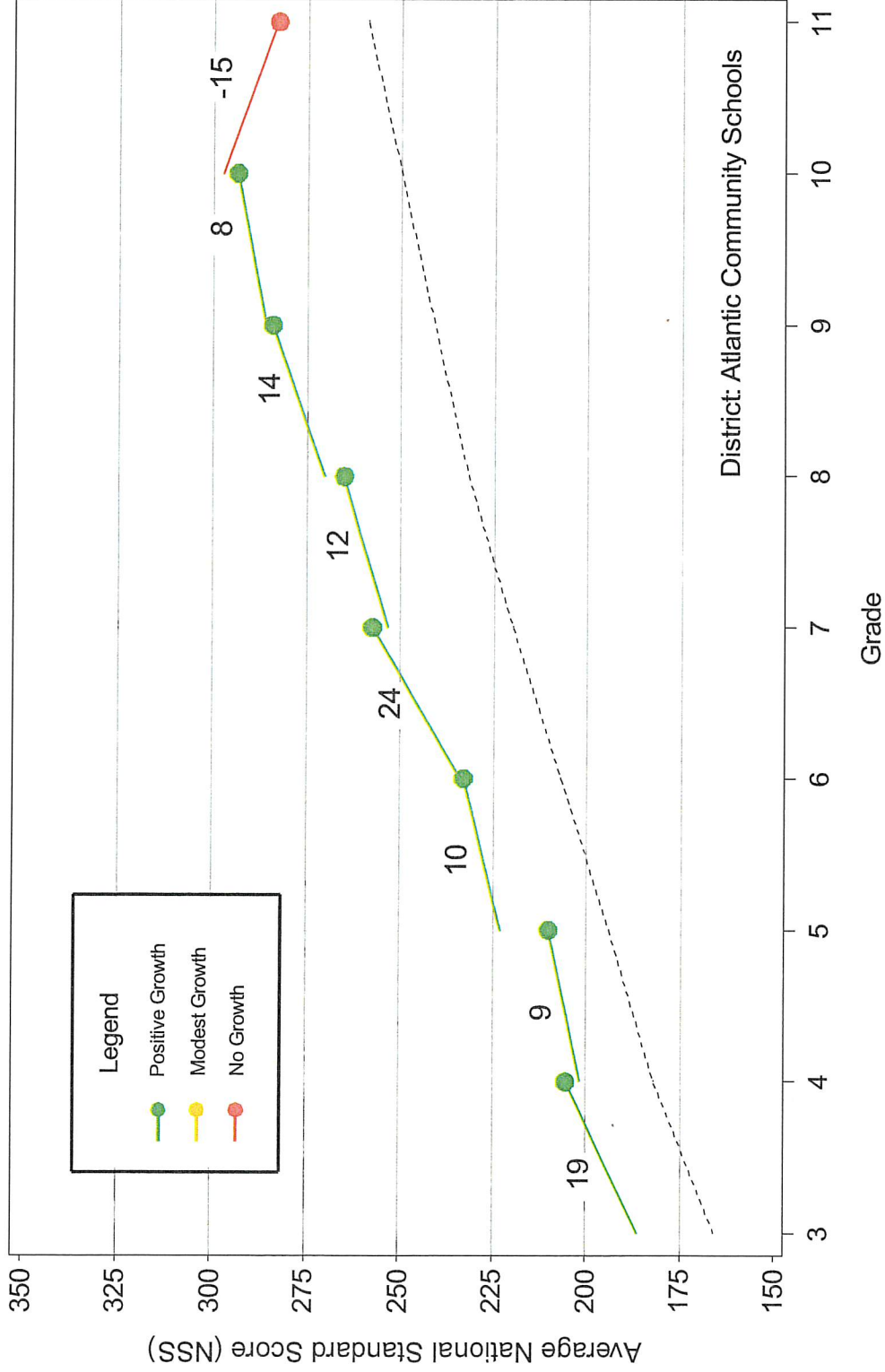
Iowa Assessments
 Mathematics: Percent Proficient by Grade
 2017 – 2018



Iowa Assessments
 Science: Percent Proficient by Grade
 2017 – 2018

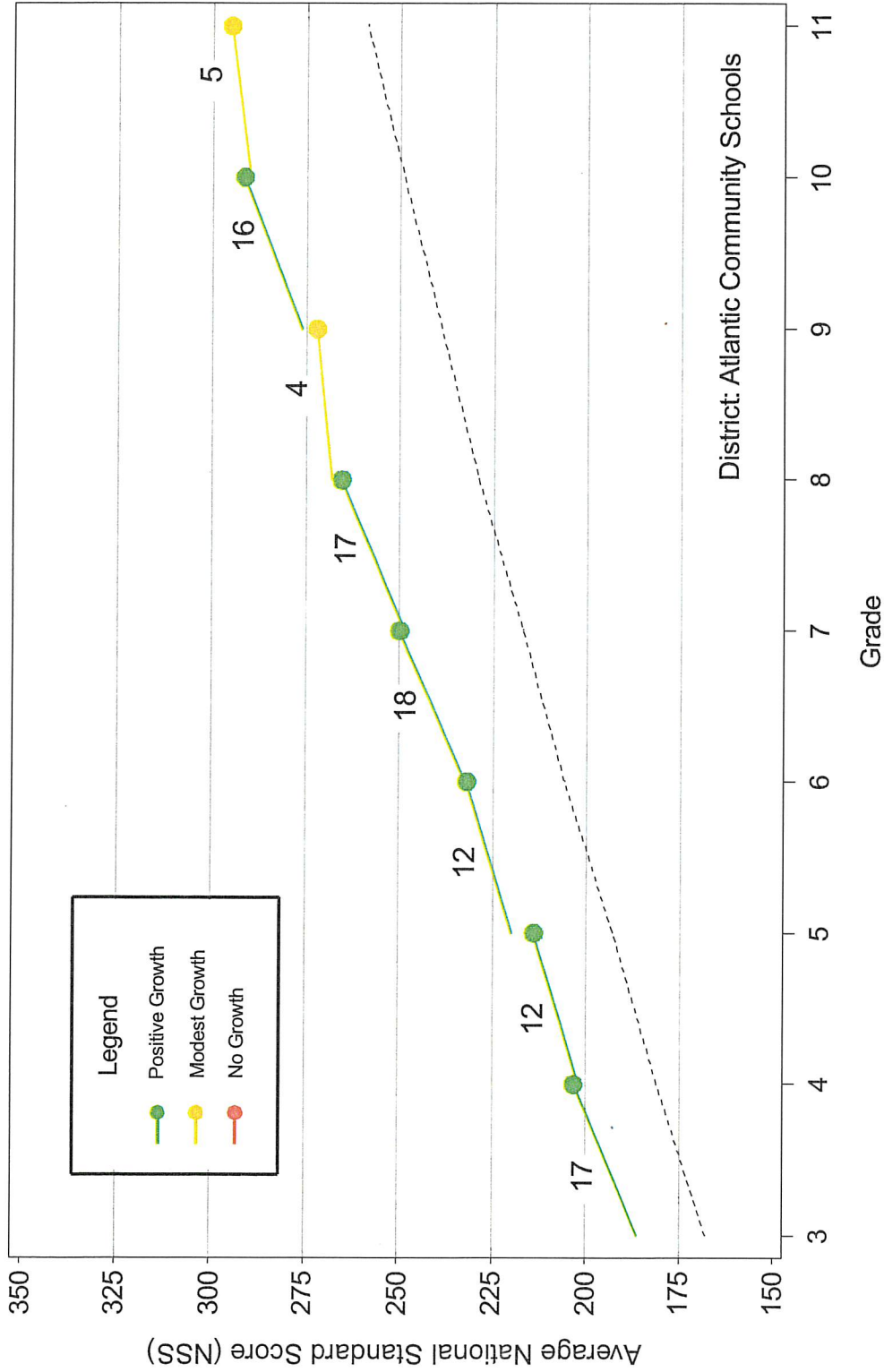


Iowa Assessments
 Cohort Growth in Reading
 For the 2016-2017 to 2017-2018 School Years



The above graph depicts the growth of students in your district. Each line segment represents a different cohort. The dots indicate this year's average NSS for each grade. The line attached and the number above it show the amount of growth a particular cohort made over the past year. The dashed line indicates the level of achievement required for proficiency. Note that growth was not calculated using matched students.

Iowa Assessments
 Cohort Growth in Mathematics
 For the 2016-2017 to 2017-2018 School Years



The above graph depicts the growth of students in your district. Each line segment represents a different cohort. The dots indicate this year's average NSS for each grade. The line attached and the number above it show the amount of growth a particular cohort made over the past year. The dashed line indicates the level of achievement required for proficiency. Note that growth was not calculated using matched students.



2018-19 Certified Staff

Atlantic High School

Alex Bales
Allison Berryhill
Emma Bireline
Jeremy Blake
Mandi Brauer
Deb Burton
Craig Fredin
Jennifer Gaesser
Rhonda Hawkins
Sheila Hayden
Terry Hinzmann
Kathy Hobson
Meryl Hopper-Henningsen
Michelle Huber
Valerie Jaehrling
Cecily Knapp
Eric Miller
Amber Moore
Trisha Niceswanger
Jarrod O'Donnell
Trace Petersen
Cole Renken
Randall Simpson
Lisa Sonntag
Morgan Staashelm
Daniel Vargason
Tucker Weber
Patricia Wiederien
Tony Wiley
Taylor Williams

Alternative Education/Programs

Brielle Cerven, ELL Coordinator
Kimberlee Denning, Link Center
Melanie Fell, HS/MS Behavior Interventionist
Carolyn Hunt, Elementary Behavior Interventionist
Linda Nichols, Home School Coordinator
Tina Olson, Home School Coordinator
JoAnn Runyan, School-to-Work Coordinator
Pam Russell, Student Advocate
Andrea Reilly, TAG Coordinator
Karen Vogl, CCEOC
Justin Williams, CCEOC

Washington Elementary

Jodie Allen
Tarah Anderson
Montana Applegate
Dara Bartz
Lindsey Benning
Tracy Daugherty
Janice Dickerson
Faye Dreyer
Christi Garrett
Melissa Goergen
Jennifer Heath
Sheryl Hinzmann
Jodie Hogue
Stacy Johnson
Michaela Knudsen
Alisa Kool
Pattiey Koontz
Lisa Krogman
Jessica Larsen
Rachel Larsen
Katina McCormick
Chelsea McCunn
Paul McKay
Ashley Mosier
Debra Nelson
Jordan Newberg
Kelly Northwick
Casey Pelzer
Melanie Rasmussen
Becci Reinig
Gena Rush
Beth Schwarte
Macie Silliman
Christine Skog
Elizabeth Smith
Val Stickler
Steffani Tarrell
Chelsie Van Ert
Marsha Von Seggern
Cathy Williams
Hillary Zellmer

2018-19 Certified Staff

Atlantic Middle School

Michael Applegate
Cory Bartz
Joseph Brummer
Deb Burton
Bryce Casey
Katie Chamberlain
Melia Clark
Sandy Cooper
Tim Duff
Sheryl Dusenberry
Erin Ebling
Jeff Ebling
Derek Hall
Kendra Henningsen
Marilyn Jacobs
Kelly Juhl
Chelsey Lee
Marnie Leiferman
Heather Lundquist
Jenny Madsen
Mike McDermott
Danielle Meek
Trisha Niceswanger
Leah O'Donnell
Angela Oglesbee
Elizabeth Reid
Hollie Reilly
Angela Sieh
Cheryl Thompson
Hilary Zimmerline

Schuler Elementary

Michelle Blake
Katie Chamberlain
Melia Clark
Ed Den Beste
Janice Dickerson
Sarah Dorsey
DeLana Harris
Janet Hascall
Sierra Johnson
Laura Karas
Amber Knudsen
Julienne Livingston
Caroline Madsen
Jenny Madsen
Faith McCunn
Paul McKay
Jill Miller
Hollie Reilly
Lenzi Robinson
Angela Sieh
Cheryl Thompson

School Nurses

Kelli Evans, RN
Laura Freund, RN & Head Nurse
Kristi Simpson, Health Associate

Experience

Education Steps

Masters Degree plus 30 or more hours	10
Masters Degree plus 15 hours	3
Masters Degree	41
Bachelors Degree plus 50 hours	4
Bachelors Degree plus 30 hours	16
Bachelors Degree plus 15 hours	13
Bachelors Degree	32

2018-19 Non Certified Staff

Clair Acker	Angela Johnson	Amy Robinson
Lisa Anderson	Wade Johnson	Jenifer Rugaard
Melissa Balch	Bev Jones	Paul Ruhr
Loretta Barringer	Minden Jones	Danna Saeugling
Michella Bartholomew	Michelle Kardell	Heather Sager
Angela Behrens	Linda Karstens	LaVon Sager
Kournie Beschorner	Becky Kirchhoff	Nick Sandbothe
Julie Birge	Mallory Kirchhoff	Shelly Schlake
Ashley Bollinger	Pamela Klar	Martha Scholl
Kami Bruck	Kelly Knudson	Diana Schuler
Monica Carlson	Cathy Knuth	Stacie Schwaller
Shauna Casey	Amy Lambson	Denise Sharp
Cassidy Coenen	Arnie Lamp	Jacque Sheeder
Ligia Cohrs	Michele Lane	April Siggins
Kenneth Crane	Megan Leeper	Lisa Silence
Kerri Denison	Traci Luke	Christina Simonton
Rebecca Drake	Denise Masker	Kelly Simonton
Dawn Dreager	Rachael Maxwell	Ann Simpson
Carol Duskin	Lori McConnell	Annette Smith
Kent Ehle	Melanie McDermott	Richard Smith
Lory Erickson	Emily McLaren	Kirstin Sopcich
Audrey Farrington	Tisha Mendenhall	Regina Stark
Jordan Franken	Jessica Mendez	Clairissa Swanson
Tina Franken	Kimberly Meurer	Kathy Swinnerton
Donna Green	Melissa Miller	Rachel Tener
Joanie Grubbs	Laura Namanny	Lindsey Thomas
Linda Guy	Tammy Neal	Laurie Thompson
June Halder	Olivia Newberg	Gwen Ullerich
Andrea Halterman	Janet Nicklaus	Ashley Updike
Julie Hansen	Susannah O'Dette	Stacy Van Aernam
Diane Hayes	Molly O'Hara	Lindsey Van Horn
Lori Hayes	Laurie Parrott	Rebecca Vandevanter
Jeff Hetrick	Marcella Peck	Jake Vetter
Angela Hillhouse	Oran Perkins	Sheri Walter
Ann Hinton	Susan Petersen	Nita Warne
Regina Honke	Wendy Petersen	Kathy Wendt
Sam Hoover	Julie Phippen	David Wheatley
Tonna Hoover	Vanessa Proehl	Mariah Wheatley
Emily Huddleson	Sherry Pross	Mark Weideman
Sheryl Iekel	Jennifer Renz	Lindsay Williams
Brian Ihnken	Nathan Renz	Jodi Woodard
Jan Imhoff	Rachel Rieck	Haley Wright
Amber Jipsen	Andrea Riesgaard	

DISTRICT DISCRIMINATION POLICY

It is the policy of the Atlantic Community School District not to discriminate on the basis of race, creed, color, sex, sexual orientation, gender identity, disability, religion, age, political affiliation, socioeconomic status, or marital status in its programs, activities, or employment practices as required by the Iowa Code sections 216.9 and 256.10(2), Titles VI and VII of the Civil Rights Act of 1964 (42 U.S.C. § 2000d and 2000e), the Equal Pay Act of 1973 (29 U.S.C. § 206, et seq.), Title IX (Educational Amendments, 20 U.S.C. §§ 1681 – 1688) Section 504 (Rehabilitation Act of 1973, 29 U.S.C. § 794), and the Americans with Disabilities Act (42 U.S.C. § 12101, et seq.). If you have questions or grievances related to compliance with this policy by the Atlantic Community School District, please contact the Compliance Officer – Josh Rasmussen, at Atlantic CSD, [1100 Linn Street, Atlantic, Iowa 50022](#), phone 712-243-4252, or the Director of the Office for Civil Rights, U.S. Department of Education, 500 W. Madison Street, Suite 1475, Chicago, IL 60661.

2018-19 SIAC COMMITTEE

Steve Barber	Kathy Hobson	Holly Oathoudt
Nathan Behrends	Stacey Hornung	Robert Podhajsky
Katie Chamberlain	Baylee Newell	Laura Robinson
LaNette Freund	James Northwick	Jena Waters

2018-19 DLT COMMITTEE

Alex Bales	Stacey Hornung	James Northwick
Steve Barber	Jenny Madsen	Josh Rasmussen
Sheryl Dusenberry	Heather McKay	Elizabeth Reid
Missy Goergen	Jordan Newberg	Morgan Staashelm
Janet Hascall		

2018-2019 Atlantic Community School District Calendar

School Holidays

Labor Day	Sept. 3, 2018
Thanksgiving Day	Nov. 22, 2018
Christmas Day	Dec. 25, 2018
New Year's Day	Jan. 1, 2019
Good Friday	April 19, 2019
Memorial Day	May 27, 2019

Calendar Legend

1.5 Hour Early Outs	*
2.0 Hour Early Outs	^
No School	7
Teacher In-Service (No School)	23

August 2018					Hours	Cumulat. Hours	
M	T	W	Th	F			
							Aug. 16, 17 & 20 - New Teacher In-Service
13	14	15	16	17			Aug. 21 & 22 - Teacher In-Service
20	21	22	23*	24*	10	10	Aug. 23 - 1st Day of School
27	28	29*	30	31	31	41	
September 2018							
3	4	5*	6	7	24.5	65.5	Sept. 3 - Labor Day (No School)
10	11	12*	13	14	31	96.5	
17	18	19*	20	21	31	127.5	
24	25	26*	27	28	31	158.5	
October 2018							
1	2	3*	4	5	31	189.5	
8	9	10*	11	12	31	220.5	
15	16	17*	18	19	31	251.5	Oct. 19 - End of 1 st Quarter (41 Days)
22	23	24*	25	26	28	279.5	Oct. 24 & 25 - P/T Conferences
29	30	31*			18	297.5	Oct. 25 & 26 - No School
November 2018							
			1	2	13	310.5	
5	6	7*	8	9	31	341.5	
12	13	14*	15	16	31	372.5	
19	20	21^	22	23	17.5	390	Nov. 22 - Thanksgiving Day (No School)
26	27	28*	29	30	31	421	Nov. 23 - No School
December 2018							
3	4	5*	6	7	31	452	
10	11	12*	13	14	31	483	Dec. 21 - End of 2 nd Quarter / 1 st Semester (42 Days)
17	18	19*	20	21^	29	512	Dec. 24 - Jan 2 - Winter Break (No School)
24	25	26	27	28	0	512	Dec. 25 - Christmas Day (No School)
31					0	512	
January 2019							
	4	5	3	4	13	525	Jan. 1 - New Year's Day (No School)
7	8	9*	10	11	31	556	Jan. 2 - Teacher In-Service (No School)
14	15	16*	17	18	31	587	
21	22	23*	24	25	31	618	
28	29	30*	31		24.5	642.5	
February 2019							
			1		6.5	649	
4	5	6*	7	8	31	680	
11	12	13*	14	15	24.5	704.5	
18	19	20*	21	22	31	735.5	Feb. 18 - President's Day/Teacher In-Service (No School)
25	26	27*	28		24.5	760	
March 2019							
			1		6.5	766.5	
4	5	6*	7	8	31	797.5	Mar. 8 - End of 3 rd Quarter (46 Days)
11	12	13*	14	15	28	825.5	Mar. 13 & 14 - P/T Conferences
18	19	20*	21	22	18	843.5	Mar. 14, 15, 18 & 19 - No School
25	26	27*	28	29	31	874.5	
April 2019							
1	2	3*	4	5	31	905.5	
8	9	10*	11	12	31	936.5	
15	16	17*	18	19	24.5	961	April 19 - Good Friday (No School)
22	23	24*	25	26	31	992	
29	30				13	1005	
May 2019							
		1*	2	3	18	1023	
6	7	8*	9	10	31	1054	
13	14	15*	16	17	31	1085	May 23 - End of 4 th Quarter / 2 nd Semester (50 Days)
20	21	22*	23*	24	23	1108	May 23 - Last Day of School
27	28	29	30	31			May 27 - Memorial Day (No School)
					1108		

2018-19 Atlantic Community Schools Testing Calendar

School Holidays	
Labor Day	September 3, 2018
Thanksgiving Day	November 22, 2018
Christmas Day	December 25, 2018
New Year's Day	January 1, 2019
Good Friday	April 19, 2019
Memorial Day	May 27, 2019
HS 9th Graders	
Schuler and Middle School	
All Students	
Grades K-6	
Schuler Elementary	
ELL Students	

August 2018					Testing
M	T	W	Th	F	
13	14	15	16	17	
20	21	22	23*	24*	
27	28	29*	30	31	
September 2018					
3	4	5*	6	7	Sept 4-7 IEOC Tests
10	11	12*	13	14	Sept 4-14 FAST Testing
17	18	19*	20	21	Sept 17-28 NWEA Testing
24	25	26*	27	28	
October 2018					
1	2	3*	4	5	
8	9	10*	11	12	
15	16	17*	18	19	
22	23	24*	25*	26	
29	30	31*			
November 2018					
			1	2	
5	6	7*	8	9	
12	13	14*	15	16	
19	20	21^	22	23	
26	27	28*	29	30	
December 2018					
3	4	5*	6	7	
10	11	12*	13	14	Dec 10-14 NWEA Testing
17	18	19*	20	21^	
24	25	26	27	28	
31					
January 2019					
	1	2	3	4	
7	8	9*	10	11	
14	15	16*	17	18	Jan 15-25 FAST Testing
21	22	23*	24	25	
28	29	30*	31		
February 2019					
				1	
4	5	6*	7	8	
11	12	13*	14	15	
18	19	20*	21	22	
25	26	27*	28		
March 2019					
				1	
4	5	6*	7	8	
11	12	13*	14*	15	
18	19	20*	21	22	Mar 20-22 ELL Testing
25	26	27*	28	29	Mar 25-Apr 5 Iowa Assessments
April 2019					
1	2	3*	4	5	Mar 25-Apr 5 Iowa Assessments
8	9	10*	11	12	
15	16	17*	18	19	April 15-26 NWEA Testing
22	23	24*	25	26	
29	30				April 29-May 3 FAST Testing
May 2019					
		1*	2	3	April 29-May 3 FAST Testing
6	7	8*	9	10	May 6-10 IEOC Tests
13	14	15*	16	17	
20	21	22*	23*	24	
27	28	29	30	31	

**Atlantic Community School District
DISTRICT FINANCES
2017-2018**

GENERAL FUND REVENUE

	Amount (\$)	Percent (%) Rounded
Property Tax	\$ 6,368,143	34.4
Income Surtax	\$ 653,084	3.5
Excise Taxes	\$ 227,011	1.2
State Foundation Aid	\$ 8,722,697	47.1
AEA Flow-through	\$ 608,975	3.3
Miscellaneous Revenue	\$ 1,953,938	10.5
TOTAL	\$ 18,533,847	100.0

GENERAL FUND EXPENDITURES

	Amount (\$)	Percent (%) Rounded
Salaries	\$ 11,076,360	64.3
Employee Benefits	\$ 3,419,406	19.9
Purchase Services	\$ 1,192,956	6.9
Supplies	\$ 865,755	5.0
Equipment/Property	\$ 24,453	0.1
Miscellaneous/Other	\$ 27,361	0.2
AEA Flow-through	\$ 608,975	3.5
TOTAL	\$ 17,215,266	100.0

3-YEAR FINANCIAL PERFORMANCE

	2015-16	2016-17	2017-18	
Total Revenues	\$ 17,856,266	\$ 17,904,254	\$ 18,533,847	Revenues
Total Disbursements	\$ 16,795,701	\$ 17,028,811	\$ 17,215,266	Disbursements
Beginning Fund Balance	\$ (281,775)	\$ 778,790	\$ 1,654,234	Beg. Fund Bal.
Ending Fund Balance	\$ 778,790	\$ 1,654,234	\$ 2,972,815	End. Fund Bal.
Unassigned Fund Balance	\$ 436,470	\$ 1,226,903	\$ 2,518,224	Unassnd Fd Bal
Solvency Ratio	2.83%	7.09%	14.05%	Solvency Ratio
Unspent Authorized Budget Ratio	12.85%	13.82%	13.00%	UAB Ratio

TAX RATES

	2016-17	2017-18	2018-19
Gen Fund Prop. Tax	\$ 13.51	\$ 14.64	\$ 13.66
Total Tax Rate	\$ 15.78	\$ 15.79	\$ 15.09

MANAGEMENT RESPONSE

	2016-17	2017-18	2018-19	
Management Levy	\$ 480,923	\$ 268,600	\$ 400,000	Management
Cash Reserve Levy-SBRC	\$ 1,133,361	\$ 472,338	\$ 821,502	Cash Reserve-SBRC
Cash Reserve-Other	\$ 300,000	\$ 1,573,112	\$ 752,791	Cash Reserve-Other
Instructional Support	\$ 33,916	\$ 124,063	\$ 111,550	Instructional Support
Regular PPEL	\$ 147,402	\$ 150,665	\$ 152,452	Regular PPEL
Voted PPEL	\$ 379,672	\$ 99,784	\$ 392,680	Voted PPEL