

ATLANTIC

Community School District
2014-2015



Washington Elementary



Atlantic Middle School



Early Learning Center

Schuler Elementary



Atlantic High School



CCEOC/Link Center





REPORT ON EXCELLENCE
Annual Report for Atlantic Community School District
October 2015

ANNUAL REPORT INTRODUCTION

Dr. Michael K. Amstein, Superintendent

Atlantic Community Schools' Mission Statement

The Atlantic Community School District will prepare all learners to be creative, innovative and productive citizens by providing diverse opportunities to learn and apply relevant skills and knowledge in a positive, disciplined and challenging environment.

Superintendent
Michael Amstein

Business Manager
Mary Beth Fast

Transportation
Dave Eckles

Food Service
DeeAnn Schreiner

Maintenance
Russell Peck

Technology Director
Roger Warne

Curriculum Director
James Northwick

High School Principal
Heather McKay

Asst. Principal/Act. Director
Matt Alexander

Middle School Principal
Josh Rasmussen

Schuler Elem Principal
James Northwick

Washington Elem Principal
Stacey Hornung

Send any comments or suggestions to:

ACSD
1100 Linn Street
Atlantic, Iowa 50022

Phone: 712-243-4252
www.atlanticiaschools.org

The Atlantic Community School District continues to focus on increasing student achievement in the areas of reading, math, and science. Teachers and administrators in the school district continued to work extensively on curriculum and instruction during the 2014-15 school year. During the 2014-15 school year, the district saw increased student performance in reading, math and science on the Iowa Assessments, continued to increase the graduation rate while decreasing the district's dropout rate, and high school students continued to score above the state average on the ACT.

Student results from the 2014-15 Iowa Assessments revealed that the overall student performance in the district in reading was at or above the state and local AEA averages. In math district students continued to score significantly higher than the state and AEA averages. Although our students continue to perform well, the district will again focus on reading and math. Based on the spring 2014-15 student performance on the Iowa Assessments, the district's AYP status indicates that ACSD met all of the state requirements for both reading and math. As for the individual AYP status for each Title I school in the district, Schuler Elementary is designated as Delay-2 in reading and Delay-2 in math. Washington Elementary was removed from the Watch List in reading and in math.

The Atlantic Community School District was selected for participation in the Teacher Leadership Compensation Grant program during the 2014-15 school year. This program allows districts to capitalize on teacher leaders within the district. ACSD selected the instructional coach model and will have four full-time instructional coaches to assist classroom teachers in all of our buildings beginning in the fall of 2015. This program is paid through a grant from the Iowa Department of Education. Teachers and administrators will continue to be provided professional development in Authentic Intellectual Work (AIW), curriculum development and implementing the Iowa Core Standards.

Instructional technology will continue to be a major focus for the district. During the 2014-15 school year, the high school began implementation of the 1-to-1 laptop initiative at Atlantic High School. All students at the high school received a Macbook Air for their use for instructional purposes. Based on the results of the laptop program implementation, the students and teachers at the high school certainly benefited from the program and were able to creatively supplement their classroom instruction. The Washington/Schuler PTO continued to work with the district to purchase iPad minis for the classrooms at Washington and Schuler Elementary.

Over the past year and into next year, the district will continue to reduce costs associated with operating expenses. The School Board has invested in providing instructional services for the students in the district and based on improvement in graduation/dropout rates, above average ACT scores and strong student performance on the Iowa Assessments, that investment has been paying off for our students. Unfortunately, funding from the state over the past six years continues to be quite inadequate and as like other school districts across the state, our school district has experienced some of the financial pains. Over the past several years, the district's unspent budget has been decreasing. This is the maximum amount that the state allows districts to spend on educating students. During the past year and into next year, the district has continued to decrease the number of teachers and para-professionals as well as eliminating or reducing other programs to protect and increase the unspent budget. The district will continue to look for ways to reduce costs and still provide the educational opportunities to assist our students to become the best and brightest in Iowa.

DISTRICT CONTACT INFORMATION

Superintendent: Michael Amstein	Telephone: 712-243-4252 Email: mamstein@atlanticiaschools.org
Curriculum Director: James Northwick	Telephone: 712-243-1370 Email: jnorthwick@atlanticiaschools.org
Food Service Director: DeeAnn Schreiner	Telephone: 712-243-5369 Email: dschreiner@atlanticiaschools.org
Maintenance Director: Russell Peck	Telephone: 712-243-4252 Email: rpeck@atlanticiaschools.org
Technology Director: Roger Warne	Telephone: 712-243-4252 Email: rwarne@atlanticiaschools.org
Transportation Director: Dave Eckles	Telephone: 712-243-3374 Email: deckles@atlanticiaschools.org
High School Principal: Heather McKay	Telephone: 712-243-5358 Email: hmckay@atlanticiaschools.org
Asst. Principal/Activities Director: Matt Alexander	Telephone: 712-243-5364 Email: malexander@atlanticiaschools.org
Middle School Principal: Josh Rasmussen	Telephone: 712-243-1330 Email: jrasmussen@atlanticiaschools.org
Schuler Elementary Principal: James Northwick	Telephone: 712-243-1370 Email: jnorthwick@atlanticiaschools.org
Washington Elementary Principal: Stacey Hornung	Telephone: 712-243-5234 Email: shornung@atlanticiaschools.org

DISTRICT OFFICES

Office of the Superintendent

1100 Linn Street
Atlantic, Iowa 50022
FAX: 712-243-8023

Atlantic High School

1201 East 14th Street
Atlantic, Iowa 50022
FAX: 712-243-8007

Atlantic Middle School

1100 Linn Street
Atlantic, Iowa 50022
FAX: 712-243-7732

Schuler Elementary

501 East 11th Street
Atlantic, Iowa 50022
FAX: 712-243-2120

Washington Elementary

500 East 14th Street
Atlantic, Iowa 50022
FAX: 712-243-5275

Cass County Educational Opportunity Center (CCEOC)

1209 Sunnyside Lane
Atlantic, Iowa 50022
Phone: 712-243-3535
FAX: 712-243-2208

Level III Behavioral Program

1209 Sunnyside Lane
Atlantic, Iowa 50022
Phone: 712-243-3535
FAX: 712-243-2208

Bus Garage

2805 East 7th Street
Atlantic, Iowa 50022
Phone: 712-243-3374

2015-2016 SCHOOL BOARD MEMBERS

Josh McLaren, President	Term Expires 2017
Kristy Pellett, Vice-President	Term Expires 2017
Alison Bruckner	Term Expires 2019
Keith Swanson	Term Expires 2019
Jenny Williams	Term Expires 2019
Mary Beth Fast, Board Secretary	
Olivia Newberg, Treasurer	

GRADUATION RATE

(NCLB cohort graduation rate formula)

Year	Atlantic	State
2012	84.55%	89.26%
2013	89.13%	89.68%
2014	87.40%	90.50%

DROPOUT RATE

Grades 9-12

Year	Atlantic	State
2012	2.50%	3.20%
2013	2.38%	2.82%
2014	1.05%	2.70%

SENIORS PURSUING POST-SECONDARY EDUCATION

Class of	Percent
2012	71.43%
2013	77.32%
2014	72.41%
2015	70.97%

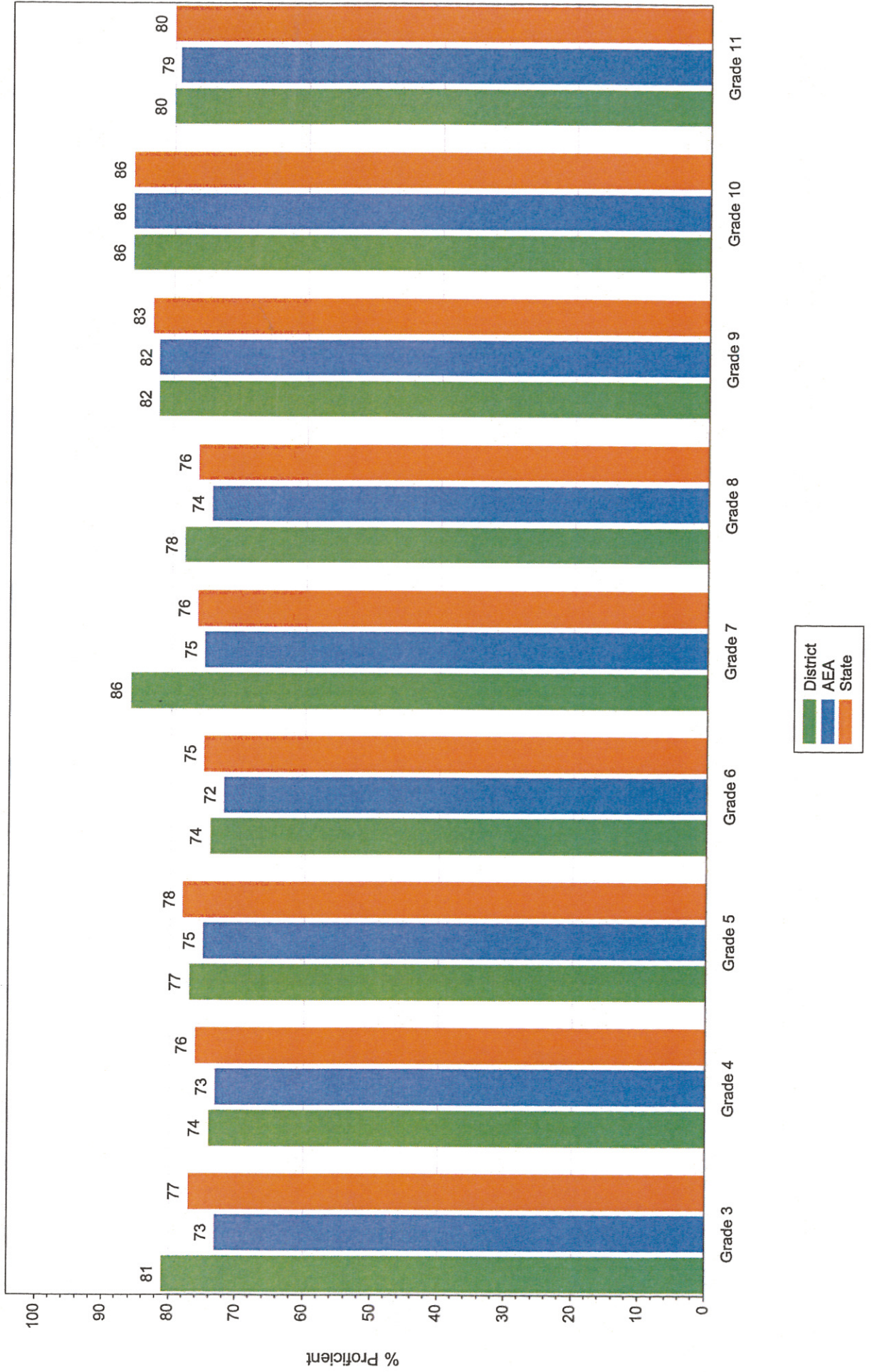
PERCENT OF STUDENTS COMPLETING A CORE PROGRAM

Class of	Percent
2012	91.07%
2013	95.09%
2014	87.61%
2015	100.00%

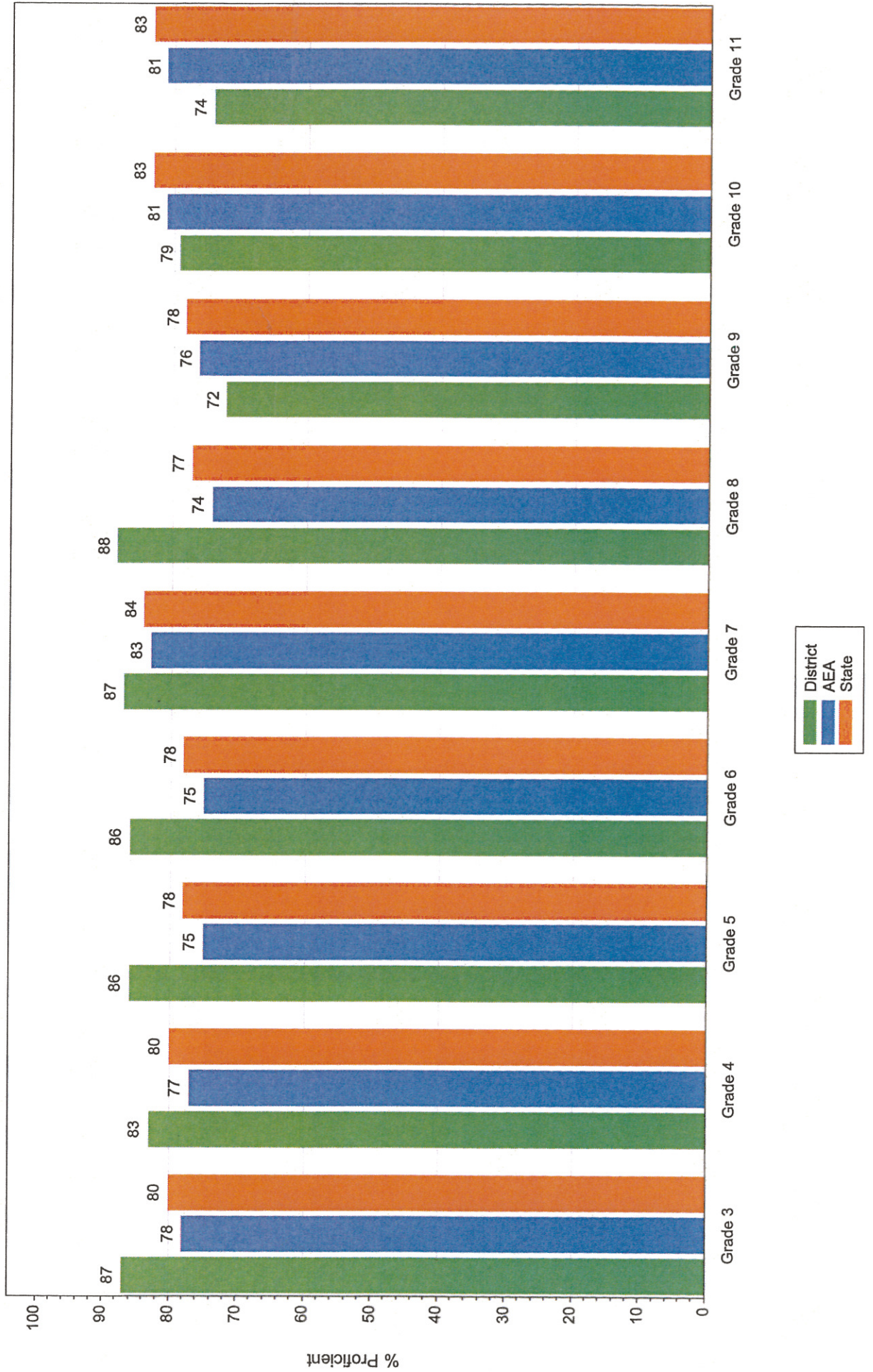
DISTRICT ACT RESULTS

Year	Atlantic	State
2011-12	22.6	22.1
2012-13	22.5	22.1
2013-14	23.9	22.0
2014-15	22.4	22.2

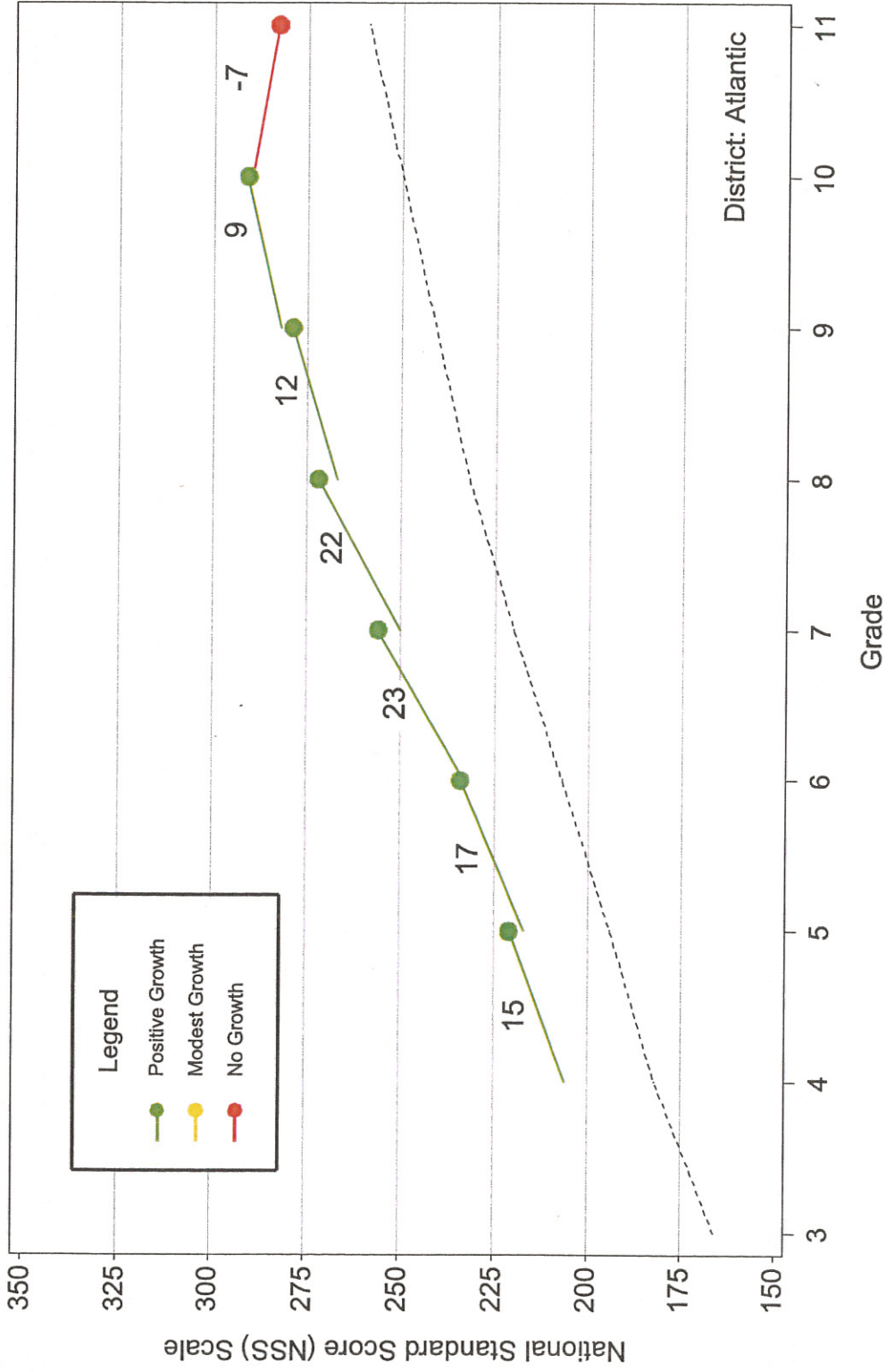
Iowa Assessments
 Reading: Percent Proficient by Grade
 2014-2015



Iowa Assessments Mathematics: Percent Proficient by Grade 2014-2015

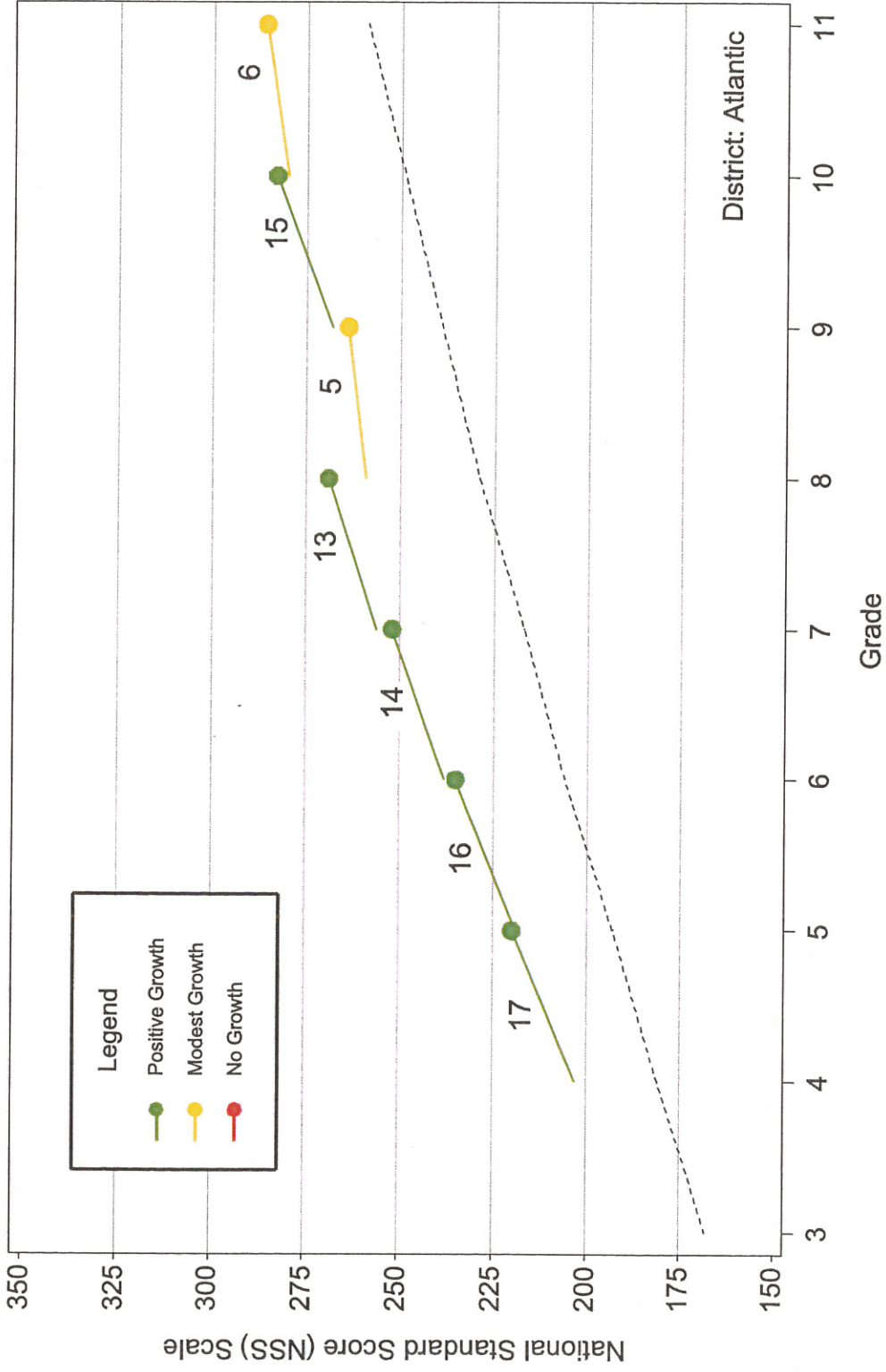


Iowa Assessments
 Growth in Reading
 For the 13-14 to 14-15 School Years



The above graph depicts the growth of students in your district. Each line segment represents a different cohort. The dots indicate this year's average NSS for each grade. The line attached and the number above it show the amount of growth a particular cohort made over the past year. The dashed line indicates the level of achievement required for proficiency.

Iowa Assessments
 Growth in Mathematics
 For the 13-14 to 14-15 School Years



The above graph depicts the growth of students in your district. Each line segment represents a different cohort. The dots indicate this year's average NSS for each grade. The line attached and the number above it show the amount of growth a particular cohort made over the past year. The dashed line indicates the level of achievement required for proficiency.

Certified Staff

Atlantic High School

Steve Baier
Derek Bair
Alex Bales
Virginia Bechtold
Allison Berryhill
Kathy Blazek
Mandi Brauer
Paul Dudley
Drew Duff
Craig Fredin
Jennifer Gaesser
Rhonda Hawkins
Sheila Hayden
Terry Hinzmam
Kathy Hobson
Meryl Hopper-Henningsen
Michelle Huber
Paul Iekel
Kelly Juhl
Eric Miller
Amber Moore
Trisha Niceswanger
Jarrod O'Donnell
Trace Petersen
Nancy Rasmussen-Jenkins
Morgan Staashelm
Marcus Upchurch
Daniel Vargason
Eric Waldstein
Hillary Waldstein
Emma Walker
Patricia Wiederien
Tony Wiley
Taylor Williams

Alternative Education/Programs

Carolyn Boose, Student Advocate
Brenda Buman, Link Center
Brielle Cerven, ELL Coordinator
Linda Nichols, Home School Coordinator
Tina Olson, Home School Coordinator
JoAnn Runyan, School-to-Work Coordinator
Pam Russell, Student Advocate
Joanne Sandage, TAG Coordinator
Karen Vogl, CCEOC
Justin Williams, CCEOC

Washington Elementary

Jodie Allen
Tarah Anderson
Dara Bartz
Lindsey Benning
Emily Brown
Katina Coffield
Tracy Daugherty
Janice Dickerson
Faye Dreyer
Mindy Duff
Christi Garrett
Katie Gaughan
Melissa Goergen
Taylor Hastings
Martha Hatfield
Jennifer Heath
Sheryl Hinzmam
Jodie Hogue
Peggy Jacobs
Stacy Johnson
Pattiey Koontz
Stephanie Krengel
Lisa Krogman
Jessica Larsen
Margo Magill
Rita McLaren
Ashley Mosier
Debra Nelson
Jordan Newberg
Becky Osborne
Casey Pelzer
Melanie Rasmussen
Chelsea Ross
Gena Rush
Beth Schwarte
Macie Silliman
Elizabeth Smith
Val Stickler
Dick Strittmatter
Steffani Tarrell
Pam Tibken
Marsha Von Seggern
Cathy Williams
Alisa Winquist

Certified Staff

Atlantic Middle School

Virginia Bechtold
 Jessica Brocka
 Deb Burton
 Brielle Cerven
 Melia Clark
 Sandy Cooper
 Tim Duff
 Sheryl Dusenberry
 Chris Hansen
 Jennifer Hartwig
 Kendra Henningsen
 Marilyn Jacobs
 Alan Jenkins
 Linda Joyce
 Cathy Larsen
 Chelsey Lee
 Marnie Leiferman
 Heather Lundquist
 Jenny Madsen
 Kara Martin
 Mike McDermott
 Amber Moore
 Lisa Munsey
 Trisha Niceswanger
 Leah O'Donnell
 Angela Oglesbee
 Elizabeth Reid
 Andrea Reilly
 Angela Sieh
 Cheryl Thompson

Schuler Elementary

Katie Chamberlain
 Melia Clark
 Janice Dickerson
 Chelsea Germer
 Julia Gross
 Kathi Hansen
 Paulette Hansen
 DeLana Harris
 Janet Hascall
 Martha Hatfield
 Rebecca Jacobson
 Gini Jordan
 Laura Karas
 Julienne Livingston
 Jenny Madsen
 Faith McCunn
 Paul McKay
 Michelle McLaren
 Angela Sieh
 Cheryl Thompson

School Nurses

Kelli Evans, RN
 Laura Freund, RN & Head Nurse
 Kristi Simpson, Health Associate

Experience

Education Steps

Masters Degree plus 30 or more hours	14
Masters Degree plus 15 hours	6
Masters Degree	29
Bachelors Degree plus 50 hours	8
Bachelors Degree plus 30 hours	21
Bachelors Degree plus 15 hours	10
Bachelors Degree	37

Non Certified Staff

Clair Acker
Dan Amos
Melissa Balch
Loretta Barringer
Duane Baxter
Angela Behrens
Jeremy Blake
Kami Bruck
Heather Burg
Tracie Carlson
Bryce Casey
Shauna Casey
Pota Cook
Kenneth Crane
Dawn Dreager
Paul Dreager
Ardis Dusenberry
Carol Duskin
Nicole Dvorak
Leah Edie
Kent Ehle
Lory Erickson
Audrey Farrington
Jessica Fincel
Denise Finnell
Tina Franken
Donna Green
Lindsay Gross
June Halder
Andrea Halterman
Danielle Hansen
Julie Hansen
Carolyn Hanson
Emily Harris
Diane Hayes
Lori Hayes
Jeffrey Hemphill
Ann Hinton
Regina Honke
Sam Hoover

Tonna Hoover
Emily Huddleson
Brian Ihnken
Jan Imhoff
Amber Jipsen
Wade Johnson
Bev Jones
Linda Karstens
Becky Kirchhoff
Mallory Kirchhoff
Cathy Knuth
Brandon Krause
Lyle Kucera
Arnie Lamp
Michele Lane
Dianne Lind
Barb Linn
Denise Masker
Stacey Mauk
Rachael Maxwell
Lori McConnell
Jerry McDermott
Melanie McDermott
Emily McLaren
Tisha Mendenhall
Jessica Mendez
Kimberly Meurer
Kathy Meyer
Kerri Molina
Laura Namanny
Tammy Neal
Sara Nehring
Olivia Newberg
Janet Nicklaus
Laurie Parrott
Marcella Peck
Regina Perez
Oran Perkins
Susan Petersen

Elaine Phillips
Julie Phippen
Vanessa Proehl
Sherry Pross
Theresa Pudlo
Jennifer Renz
Rachel Rieck
Natalie Ritter
Amy Robinson
Danna Saeugling
LaVon Sager
Julia Schrader
Jenny Schinker
Martha Scholl
Diana Schuler
Michelle Schuler
Denise Sharp
April Siggins
Lisa Silence
Ann Simpson
Annette Smith
Stacie Sorensen
Clairissa Swanson
Kathy Swinnerton
Lindsey Thomas
Laurie Thompson
Gwen Ullerich
Stacy Van Aernam
Jake Vetter
Sheri Walter
Dawn Walton
Nita Warne
Nichole Waterman
Kathy Wendt
David Wheatley
Mark Wiedeman
Ben Winford
Andrea Wonio
Jodi Woodard

DISTRICT DISCRIMINATION POLICY

It is the policy of Atlantic Community Schools to provide an educational and working environment that provides an equal opportunity to all. In accordance with federal and state law, Atlantic Community School District prohibits unlawful discrimination on the basis of disability, sex, age, race, creed, color, national origin, religion, veteran status, sexual orientation, and gender identity. This applies to all district administrators, staff, students, applicants for employment, and visitors. Students, parents, staff, or other individuals who believes that he/she has been subjected to discrimination or harassment in violation of the District's Equal Employment Opportunity Policy and/or the Anti-bullying/Harassment Policy may take action through an informal process, or a formal complaint process, or both.

2015-16 SIAC COMMITTEE

Matt Alexander
Ginger Bechtold
LaNette Freund
Stacey Hornung
Heather McKay
Leah O'Donnell
JoAnn Runyan
Kathy Smith
Jena Waters

Michael Amstein
Dennis Davis
Phil Hascall
Gini Jordan
Amber Moore
Laeni Pelzer – AHS Student Council
Clayton Saeugling – AHS FFA
David Thomsen – AHS NHS
Todd Waters

Pam Amstein
Mary Beth Fast
Kathy Hobson
Mike McDermott
James Northwick
Josh Rasmussen
Javen Smith
Holly Wailes

2015/16 Atlantic Community Schools Calendar

August 2015						
Su	Mo	Tu	We	Th	Fr	Sa
						1
2	3	4	5	6	7	8
9	10	11	12	13	14	15
16	17	18	19	20	24	22
23	24 ^S	25	26	27	28	29
30	31					1

September 2015						
Su	Mo	Tu	We	Th	Fr	Sa
		1	2*	3	4	5
6	7	8	9	10	11	12
13	14	15	16*	17	18	19
20	21	22	23	24	25	26
27	28	29	30			
						27

October 2015						
Su	Mo	Tu	We	Th	Fr	Sa
				1	2	3
4	5	6	7*	8	9	10
11	12	13	14	15	16	17
18	19	20	21*	22	23	24
25	26	27	28 ^C	29 ^C	30	31
						47

November 2015						
Su	Mo	Tu	We	Th	Fr	Sa
1	2	3	4*	5	6	7
8	9	10	11	12	13	14
15	16	17	18*	19	20	21
22	23	24	25	26	27	28
29	30					
						66

December 2015						
Su	Mo	Tu	We	Th	Fr	Sa
		1	2*	3	4	5
6	7	8	9	10	11	12
13	14	15	16*	17	18	19
20	21	22	23	24	25	26
27	28	29	30	31		
						83

January 2016						
Su	Mo	Tu	We	Th	Fr	Sa
					4	2
3	4	5	6*	7	8	9
10	11	12	13	14	15	16
17	18	19	20*	21	22	23
24	25	26	27	28	29	30
31						19

February 2016						
Su	Mo	Tu	We	Th	Fr	Sa
	1	2	3	4	5	6
7	8	9	10*	11	12	13
14	15	16	17 ^C	18 ^C	19	20
21	22	23	24	25	26	27
28	29					
						38

March 2016						
Su	Mo	Tu	We	Th	Fr	Sa
		1	2*	3	4	5
6	7	8	9	10	11	12
13	14	15	16*	17	18	19
20	21	22	23	24	25	26
27	28	29	30	31		
						56

April 2016						
Su	Mo	Tu	We	Th	Fr	Sa
					1	2
3	4	5	6*	7	8	9
10	11	12	13	14	15	16
17	18	19	20	21	22	23
24	25	26	27	28	29	30
						76

May 2016						
Su	Mo	Tu	We	Th	Fr	Sa
1	2	3	4*	5	6	7
8	9	10	11	12	13	14
15	16	17	18*	19	20	21
22	23	24 ^L	25	26	27	28
29	30	31				
						93

June 2016						
Su	Mo	Tu	We	Th	Fr	Sa
			1	2	3	4
5	6	7	8	9	10	11
12	13	14	15	16	17	18
19	20	21	22	23	24	25
26	27	28	29	30		

July 2016						
Su	Mo	Tu	We	Th	Fr	Sa
					1	2
3	4	5	6	7	8	9
10	11	12	13	14	15	16
17	18	19	20	21	22	23
24	25	26	27	28	29	30
31						

Holidays
 Labor Day
 Thanksgiving
 Christmas
 New Years
 Memorial Day

Legend
 1.5 hour Early Outs
 2 hour Early Outs
 No School Student
 Start Day
 Last Day
 P/T Conferences

Staff Days= 178 student days w/con
 New Teachers Aug 17-19th
 August 20th and 21st
 October 12th
 January 25th
 February 22nd
 April 22nd
 + 1 Flex
 P/T Conferences will be from 3:00-8:00PM on
 scheduled days

Student Days=176 Days
 1st Quarter Ends Oct 23rd
 2nd Q/1st Sem Ends Dec 23rd
 3rd Quarter Ends March 11th
 4th Q/2nd Sem Ends May 24th
 Hours=1122.56 Hours

2015/16 Atlantic Community Schools Testing Calendar

August 2015						
Su	Mo	Tu	We	Th	Fr	Sa
						1
2	3	4	5	6	7	8
9	10	11	12	13	14	15
16	17	18	19	20	21	22
23	24	25	26	27	28	29
30	31					

September 2015						
Su	Mo	Tu	We	Th	Fr	Sa
		1	2	3	4	5
6	7	8	9	10	11	12
13	14	15	16	17	18	19
20	21	22	23	24	25	26
27	28	29	30			

October 2015						
Su	Mo	Tu	We	Th	Fr	Sa
				1	2	3
4	5	6	7	8	9	10
11	12	13	14	15	16	17
18	19	20	21	22	23	24
25	26	27	28	29	30	31

November 2015						
Su	Mo	Tu	We	Th	Fr	Sa
1	2	3	4	5	6	7
8	9	10	11	12	13	14
15	16	17	18	19	20	21
22	23	24	25	26	27	28
29	30					

December 2015						
Su	Mo	Tu	We	Th	Fr	Sa
		1	2	3	4	5
6	7	8	9	10	11	12
13	14	15	16	17	18	19
20	21	22	23	24	25	26
27	28	29	30	31		

January 2016						
Su	Mo	Tu	We	Th	Fr	Sa
					1	2
3	4	5	6	7	8	9
10	11	12	13	14	15	16
17	18	19	20	21	22	23
24	25	26	27	28	29	30
31						

February 2016						
Su	Mo	Tu	We	Th	Fr	Sa
	1	2	3	4	5	6
7	8	9	10	11	12	13
14	15	16	17	18	19	20
21	22	23	24	25	26	27
28	29					

March 2016						
Su	Mo	Tu	We	Th	Fr	Sa
		1	2	3	4	5
6	7	8	9	10	11	12
13	14	15	16	17	18	19
20	21	22	23	24	25	26
27	28	29	30	31		

April 2016						
Su	Mo	Tu	We	Th	Fr	Sa
					1	2
3	4	5	6	7	8	9
10	11	12	13	14	15	16
17	18	19	20	21	22	23
24	25	26	27	28	29	30

May 2016						
Su	Mo	Tu	We	Th	Fr	Sa
1	2	3	4	5	6	7
8	9	10	11	12	13	14
15	16	17	18	19	20	21
22	23	24	25	26	27	28
29	30	31				

June 2016						
Su	Mo	Tu	We	Th	Fr	Sa
			1	2	3	4
5	6	7	8	9	10	11
12	13	14	15	16	17	18
19	20	21	22	23	24	25
26	27	28	29	30		

July 2016						
Su	Mo	Tu	We	Th	Fr	Sa
					1	2
3	4	5	6	7	8	9
10	11	12	13	14	15	16
17	18	19	20	21	22	23
24	25	26	27	28	29	30
31						

- Holidays
- Labor Day: Sept 7
 - Thanksgiving: Nov 26
 - Christmas: Dec 25
 - New Years: Jan 1
 - Memorial Day: May 30

- C4K Testing: Sept 8th-Sept 11th, Jan 11th-15th, May 9th-13th
- NWEA Testing: Sept 14th-Oct 2nd, December 7th-11th, and April 18th-29th
- Iowa Assessments: Feb 22nd-29th
- IEOC: Sept 8th-Sept 11th and May 9th-13th

Atlantic Community School District
DISTRICT FINANCES
2014-2015

GENERAL FUND REVENUE

	Amount (\$)	Percent (%) Rounded
Property Tax	\$ 5,561,956	33.1
Income Surtax	\$ 630,085	3.7
Excise Taxes	\$ 230,487	1.4
State Foundation Aid	\$ 7,072,877	42.0
AEA Flow-through	\$ 595,155	3.5
Miscellaneous Revenue	\$ 2,734,496	16.3
TOTAL	\$ 16,825,056.00	100.0

GENERAL FUND EXPENDITURES

	Amount (\$)	Percent (%) Rounded
Salaries	\$ 10,635,193	62.9
Employee Benefits	\$ 3,495,276	20.7
Purchase Services	\$ 1,148,069	6.8
Supplies	\$ 1,015,789	6.0
Equipment/Property	\$ 6,219	0.0
Miscellaneous/Other	\$ 21,886	0.1
AEA Flow-through	\$ 595,155	3.5
TOTAL	\$ 16,917,587	100.0

3-YEAR FINANCIAL PERFORMANCE

	2012-13	2013-14	2014-15	
Total Revenues	\$ 15,297,613	\$ 16,435,119	\$ 16,825,056	Rev.
Total Disbursements	\$ 16,565,711	\$ 17,015,335	\$ 16,917,587	Disb.
Beginning Fund Balance	\$ 1,659,070	\$ 390,973	\$ (189,244)	Beg. Fund Bal.
Ending Fund Balance	\$ 390,973	\$ (189,244)	\$ (281,775)	End. Fund Bal.
Unassigned Fund Balance	\$ 14,951	\$ (578,501)	\$ (624,391)	Unsrvd Fd Bal
Solvency Ratio	0.10%	-3.64%	-3.85%	Solvency Ratio
Unspent Authorized Budget Ratio	19.20%	13.80%	10.00%	Unspent Authorized Budget Ratio

TAX RATES

	2013-14	2014-15	2015-16
Gen Fund Prop. Tax	12.52	13.59	13.43
Total Tax Rate	14.25	14.87	15.2

MANAGEMENT RESPONSE

	2013-14	2014-15	2015-16	
Management Levy	\$ 500,000	\$ 350,000	\$ 250,000	Management
Cash Reserve Levy-SBRC	\$ 65,491	\$ 964,771	\$ 820,000	Cash Reserve-SBRC
Cash Reserve-Other	\$ 1,000,000	\$ 600,000	\$ 709,456	Cash Reserve-Other
Instructional Support	\$ 23,972	\$ 55,692	\$ 61,792	Instructional Support
Regular PPEL	\$ 137,078	\$ 140,888	\$ 142,926	Regular PPEL
Voted PPEL	\$ 75,136	\$ 50,682	\$ 368,143	Voted PPEL

FINANCIAL SOLVENCY RATIO

Target Solvency Positions	5% to 15%
Acceptable Solvency Position	5% to 10%
Solvency Alert	0% to 4.99%
Solvency Concern	-.1% and lower