

# ATLANTIC

Community School District  
2013-2014



*Washington Elementary*



*Atlantic Middle School*



*Early Learning Center*



*Schuler Elementary*



*Atlantic High School*



*CCEOC/Link Center*





## REPORT ON EXCELLENCE

Annual Report for Atlantic Community School District

October 2014

### ANNUAL REPORT INTRODUCTION

*Dr. Michael K. Amstein, Superintendent*

#### **Atlantic Community Schools' Mission Statement**

*The Atlantic Community School District will prepare all learners to be creative, innovative and productive citizens by providing diverse opportunities to learn and apply relevant skills and knowledge in a positive, disciplined and challenging environment.*

#### **Superintendent**

Michael Amstein

#### **Business Manager**

Mary Beth Fast

#### **Transportation**

Dave Eckles

#### **Food Service**

DeeAnn Schreiner

#### **Maintenance**

Russell Peck

#### **Technology Director**

Roger Warne

#### **Curriculum Director**

James Northwick

#### **High School Principal**

Heather McKay

#### **Asst. Principal/Act. Director**

Matt Alexander

#### **Middle School Principal**

Josh Rasmussen

#### **Schuler Elem Principal**

James Northwick

#### **Washington Elem Principal**

Stacey Hornung

**Send any comments or suggestions to:**

ACSD  
1100 Linn Street  
Atlantic, Iowa 50022

Phone: 712-243-4252  
[www.atlanticiaschools.org](http://www.atlanticiaschools.org)

The Atlantic Community School District continues to focus on student achievement in the areas of reading, math, and science. Teachers and administrators in the school district continue to work during the school year and over the summer with students to increase academic performance by providing more opportunities to master concepts and content. During the 2013-14 school year, the district saw increased test scores in reading, math and science on the Iowa Assessments, an increased graduation rate, a decrease in the district's dropout rate, and a significant increase above the state average on student performance on the ACT.

The district continues to utilize the Iowa Assessments, which replaced the Iowa Test of Basic Skills (ITBS) in 2011. Student results from the test revealed that the district's focus should continue to be on reading and math. Based on the spring 2014 student performance on the Iowa Assessments, the district's AYP status indicates that ACSD was removed from the Watch List for both Reading and Math. As for the individual AYP status for each school in Atlantic CSD, Atlantic High School is SINA-1 in reading and DELAY-2 for math. Atlantic Middle School is designated as SINA-5 in reading and DELAY-3 in math. Schuler Elementary is designated as SINA-2 in reading and SINA-2 in math. Washington Elementary remains on the Watch List in reading and on the Watch List in math.

Teachers and administrators in the Atlantic Community School District continue to be involved in professional development focused on Authentic Intellectual Work (AIW), Response to Intervention (RTI), Lindamood Bell, Corrective Reading, Just Do It Math, and Iowa Core. The District Leadership Team (DLT) conducted an item analysis on the Spring 2014 Iowa Assessments to determine where there may be gaps in the district's curriculum and developed instructional strategies to address those gaps. The district also continues to work to reduce the achievement gap for our NCLB student groups.

Instructional technology continues to be a major focus for the district. The high school began implementation of the 1-to-1 laptop initiative at Atlantic High School this school year. All students at the high school received a Macbook Air for their use for instructional purposes. Laptops were given to students during a two night "rollout" in early August after students and their parents received training on the care and use of the laptops. The implementation of the laptop initiative is the culmination of a two-year planning process directed by Roger Warne, the Technology Coordinator for the district. The district technology staff and district administrators will evaluate the initiative during the 2014-15 school year. The Washington/Schuler PTO continues to work with the district to purchase iPad minis for the classrooms at Washington Elementary.

The district hosted a site visit by the Iowa Department of Education during the 2013-14 school year. The purpose of the site visit was to provide assurances to the IDE that the Atlantic Community School District was in compliance with all rules and regulations set forth by the State Board of Education. The visiting team was comprised of IDE staff, Green Hills AEA staff and other educators from other Iowa school districts. Based on the results of the site visit, it was found that the ACSD district is in compliance with the rules and regulations set forth by the State Board of Education. The visiting team also made recommendations to the district for strategies to improve service in several areas. Since the site visit, district administrators and teachers have been working to implement the recommendations for improvement and will continue to strive to provide a quality education for all students in the district.



## DISTRICT CONTACT INFORMATION

|   |  |
|---|--|
| Superintendent: Michael Amstein                     | Telephone: 712-243-4252<br>Email: <a href="mailto:mamstein@atlanticiaschools.org">mamstein@atlanticiaschools.org</a>     |
| Curriculum Director: James Northwick                | Telephone: 712-243-1370<br>Email: <a href="mailto:jnorthwick@atlanticiaschools.org">jnorthwick@atlanticiaschools.org</a> |
| Food Service Director: DeeAnn Schreiner             | Telephone: 712-243-5369<br>Email: <a href="mailto:dschreiner@atlanticiaschools.org">dschreiner@atlanticiaschools.org</a> |
| Maintenance Director: Russell Peck                  | Telephone: 712-243-4252<br>Email: <a href="mailto:rpeck@atlanticiaschools.org">rpeck@atlanticiaschools.org</a>           |
| Technology Director: Roger Warne                    | Telephone: 712-243-4252<br>Email: <a href="mailto:rwarne@atlanticiaschools.org">rwarne@atlanticiaschools.org</a>         |
| Transportation Director: Dave Eckles                | Telephone: 712-243-3374<br>Email: <a href="mailto:deckles@atlanticiaschools.org">deckles@atlanticiaschools.org</a>       |
| High School Principal: Heather McKay                | Telephone: 712-243-5358<br>Email: <a href="mailto:hmckay@atlanticiaschools.org">hmckay@atlanticiaschools.org</a>         |
| Asst. Principal/Activities Director: Matt Alexander | Telephone: 712-243-5364<br>Email: <a href="mailto:malexander@atlanticiaschools.org">malexander@atlanticiaschools.org</a> |
| Middle School Principal: Josh Rasmussen             | Telephone: 712-243-1330<br>Email: <a href="mailto:jrasmussen@atlanticiaschools.org">jrasmussen@atlanticiaschools.org</a> |
| Schuler Elementary Principal: James Northwick       | Telephone: 712-243-1370<br>Email: <a href="mailto:jnorthwick@atlanticiaschools.org">jnorthwick@atlanticiaschools.org</a> |
| Washington Elementary Principal: Stacey Hornung     | Telephone: 712-243-5234<br>Email: <a href="mailto:shornung@atlanticiaschools.org">shornung@atlanticiaschools.org</a>     |

## DISTRICT OFFICES

### **Office of the Superintendent**

1100 Linn Street  
Atlantic, Iowa 50022  
FAX: 712-243-8023

### **Atlantic High School**

1201 East 14<sup>th</sup> Street  
Atlantic, Iowa 50022  
FAX: 712-243-8007

### **Atlantic Middle School**

1100 Linn Street  
Atlantic, Iowa 50022  
FAX: 712-243-7732

### **Schuler Elementary**

501 East 11<sup>th</sup> Street  
Atlantic, Iowa 50022  
FAX: 712-243-2120

### **Washington Elementary**

500 East 14<sup>th</sup> Street  
Atlantic, Iowa 50022  
FAX: 712-243-5275

### **Cass County Educational Opportunity Center (CCEOC)**

1209 Sunnyside Lane  
Atlantic, Iowa 50022  
Phone: 712-243-3535  
FAX: 712-243-2208

### **Level III Behavioral Program**

1209 Sunnyside Lane  
Atlantic, Iowa 50022  
Phone: 712-243-3535  
FAX: 712-243-2208

### **Bus Garage**

2805 East 7<sup>th</sup> Street  
Atlantic, Iowa 50022  
Phone: 712-243-3374

## 2014-2015 SCHOOL BOARD MEMBERS

|                                 |                   |
|---------------------------------|-------------------|
| Kristy Pellett, President       | Term Expires 2017 |
| Phil Hascall, Vice-President    | Term Expires 2015 |
| Dennis Davis                    | Term Expires 2015 |
| Josh McLaren                    | Term Expires 2017 |
| Rod Hartwig                     | Term Expires 2015 |
| Mary Beth Fast, Board Secretary |                   |
| Olivia Newberg, Treasurer       |                   |

### GRADUTION RATE

(NCLB cohort graduation rate formula)

| Year | Atlantic | State |
|------|----------|-------|
| 2011 | 88.45    | 88.30 |
| 2012 | 84.55    | 89.26 |
| 2013 | 89.13    | 89.68 |

### DROPOUT RATE

Grades 9-12

| Year | Atlantic | State |
|------|----------|-------|
| 2011 | 5.49     | 3.38  |
| 2012 | 2.50     | 3.20  |
| 2013 | 2.38     | 2.82  |

### SENIORS PURSUING POST-SECONDARY EDUCATION

| Class of | Percent |
|----------|---------|
| 2011     | 68.42%  |
| 2012     | 71.43%  |
| 2013     | 77.32%  |
| 2014     | 72.41%  |

### PERCENT OF STUDENTS COMPLETING A CORE PROGRAM

| Class of | Percent |
|----------|---------|
| 2011     | 88.62%  |
| 2012     | 91.07%  |
| 2013     | 95.09%  |
| 2014     | 87.61%  |

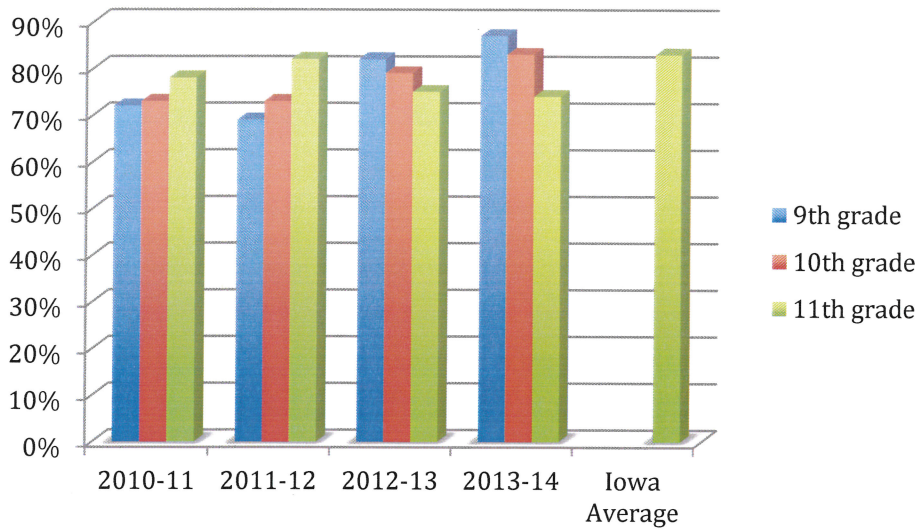
### DISTRICT ACT RESULTS

| Year    | Atlantic | State |
|---------|----------|-------|
| 2010-11 | 23       | 22.3  |
| 2011-12 | 22.6     | 22.1  |
| 2012-13 | 22.5     | 22.1  |
| 2013-14 | 23.9     | 22.0  |



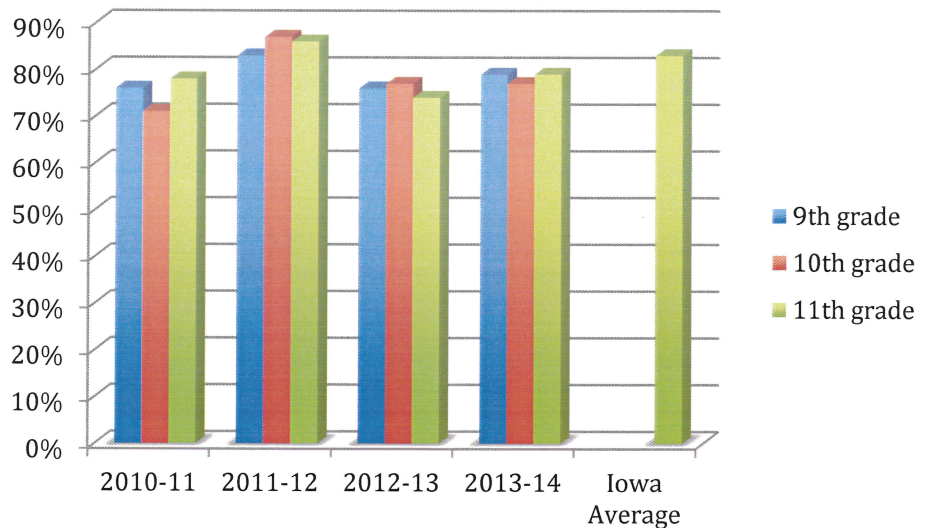
# Atlantic High School Scores

## Reading

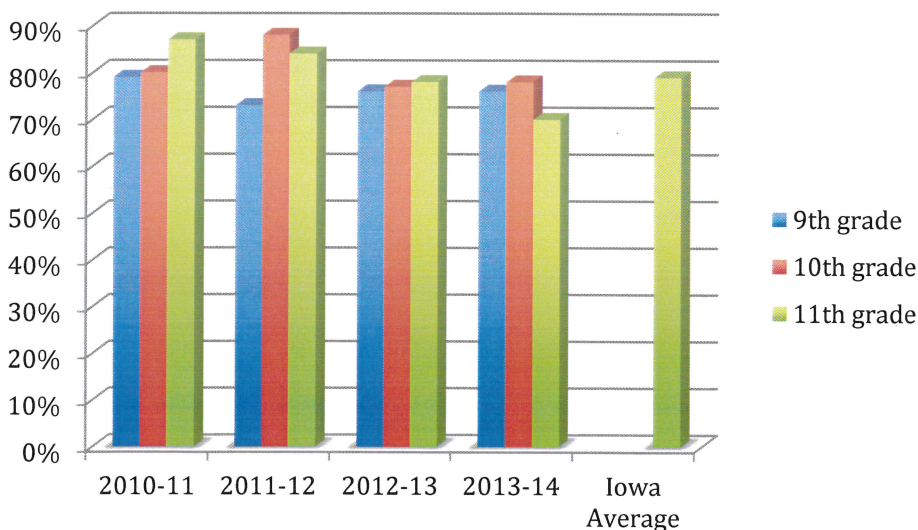


## Math

**Growth**  
Students in 10<sup>th</sup> and 11<sup>th</sup> grade reading grew based on grade level proficiency from the year before on the Iowa Assessment in math.



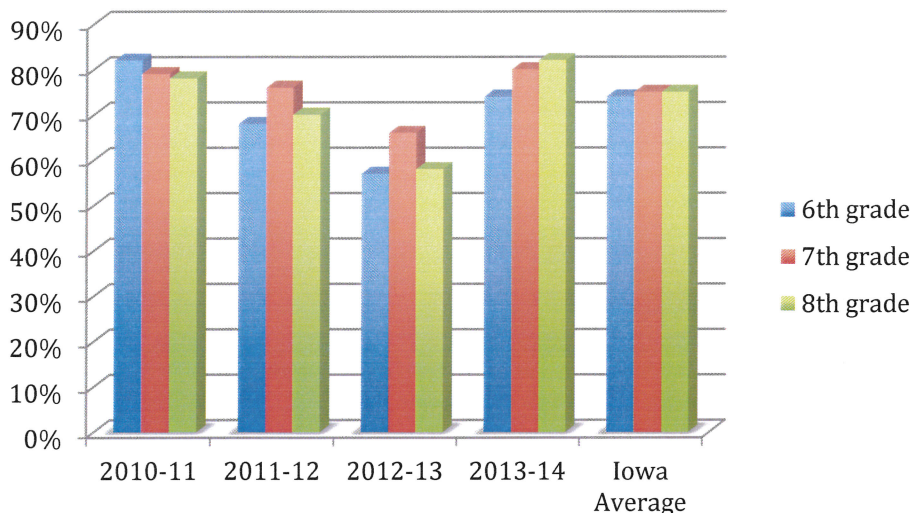
## Science






# Atlantic Middle School Scores

## Reading

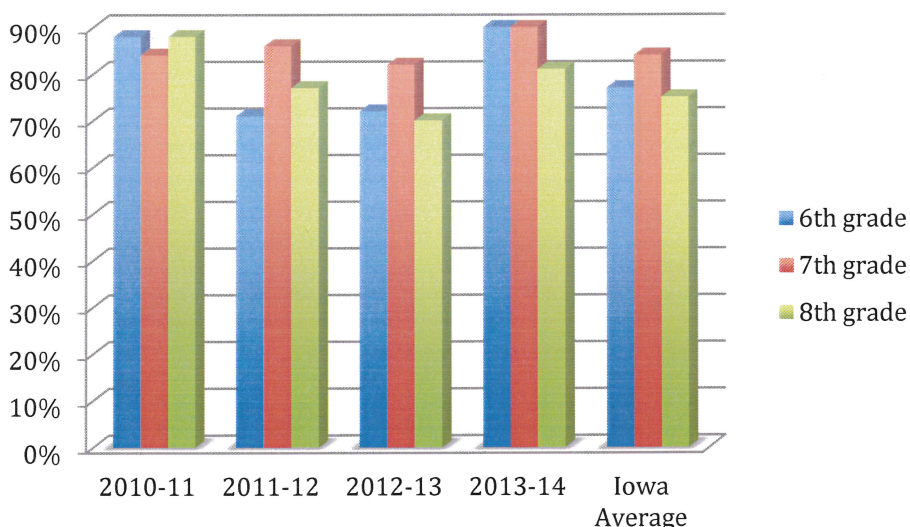


### Middle School Students

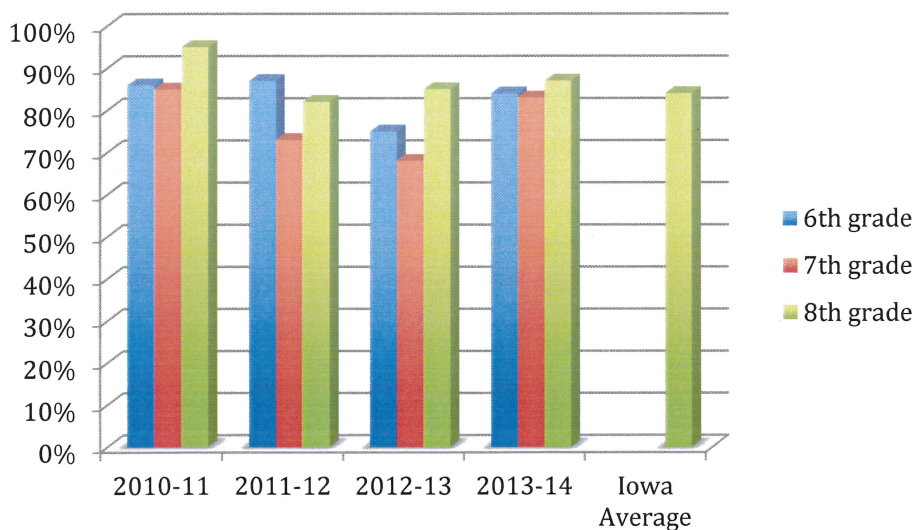
Middle School Students scored at or above the state average proficiency on all state tests.



## Math



## Science



### Growth

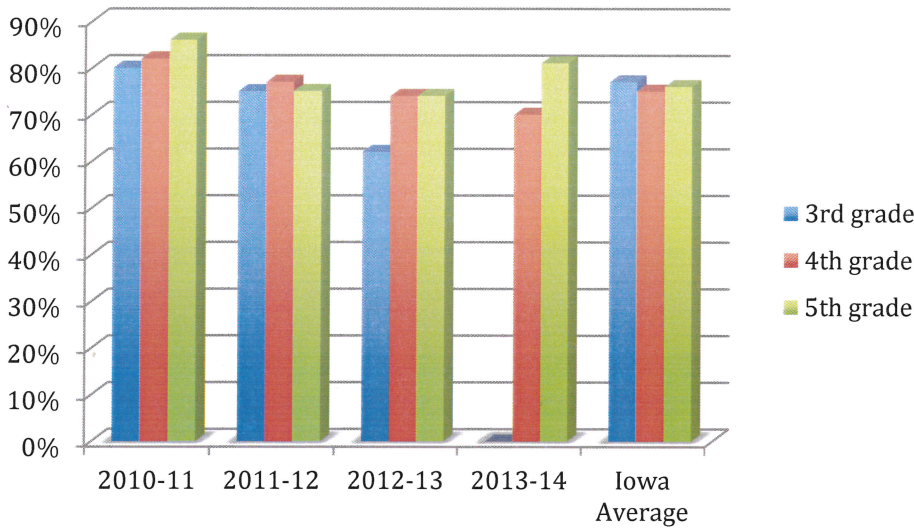
Students in 7<sup>th</sup> grade showed over 15% growth based on proficiency scores in reading and math.

Students in 8<sup>th</sup> grade showed over 15% growth based on proficiency scores in reading and science.



# Atlantic Elementary Scores

## Reading



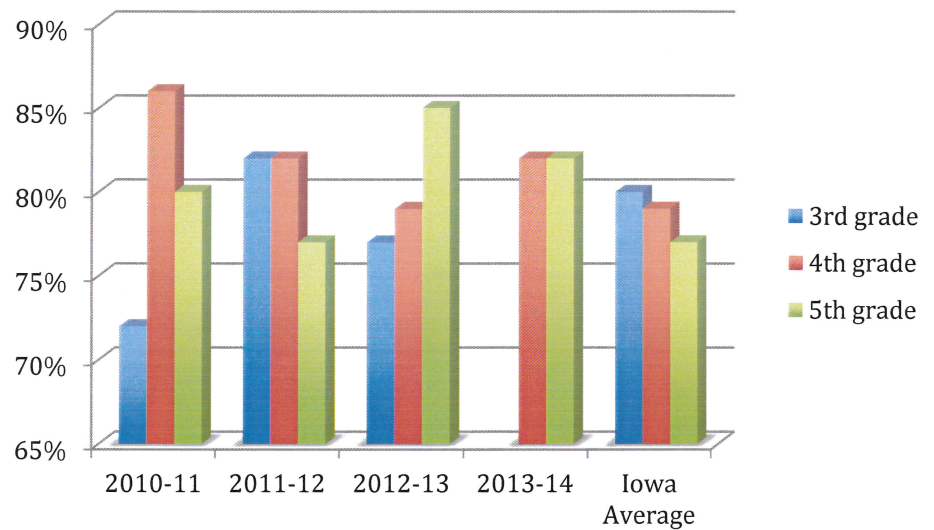
### 5<sup>th</sup> Grade

Students in 5<sup>th</sup> grade scored above the state average proficiency on all of their tests in 2013-14.

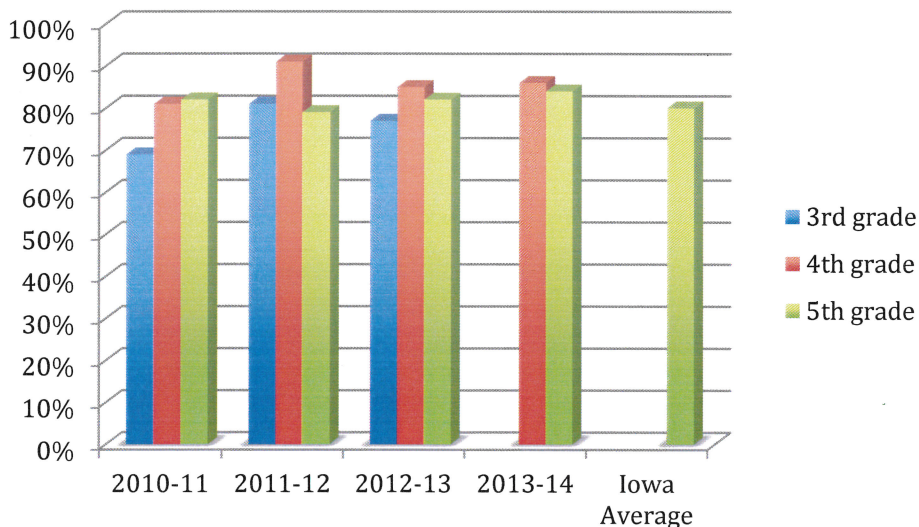
### Growth

Students in 4<sup>th</sup> grade grew 8% based on grade level proficiency in reading during the Iowa Assessments in 2013-14. They also grew 9% on the science test and 5% on the math test.

## Math



## Science





## Certified Staff

### Atlantic High School

Steve Baier  
Derek Bair  
Virginia Bechtold  
Allison Berryhill  
Kathy Blazek  
Mandi Brauer  
Paul Dudley  
Drew Duff  
Craig Fredin  
Jennifer Gaesser  
Stephenie Graham  
Jennifer Hartwig  
Rhonda Hawkins  
Sheila Hayden  
Terry Hinzmann  
Kathy Hobson  
Meryl Hopper-Henningsen  
Paul Iekel  
Kelly Juhl  
Eric Miller  
Trisha Niceswanger  
Jarrod O'Donnell  
Casey Pelzer  
Trace Petersen  
Nancy Rasmussen-Jenkins  
Matthew Smith  
Morgan Staashelm  
Jennifer Thurston  
Marcus Upchurch  
Dan Vargason  
Eric Waldstein  
Hillary Waldstein  
Patricia Wiederien  
Tony Wiley  
Taylor Williams

### Alternative Education/Programs

Carolyn Boose, Student Advocate  
Brenda Buman, Link Center  
Brielle Cerven, ELL Coordinator  
Juliene Livingston, Link Center  
Linda Nichols, Home School Coordinator  
Tina Olson, Home School Coordinator  
JoAnn Runyan, School-to-Work Coordinator  
Pam Russell, Student Advocate  
Joanne Sandage, TAG Coordinator  
Karen Vogl, CCEOC  
Justin Williams, CCEOC

### Washington Elementary

Jodie Allen  
Tarah Anderson  
Dara Bartz  
Lindsey Benning  
Emily Brown  
Katina Coffield  
Tracy Daugherty  
Janice Dickerson  
Faye Dreyer  
Mindy Duff  
Katie Gaughan  
Christi Garrett  
Melissa Goergen  
Taylor Hastings  
Martha Hatfield  
Beth Haupt  
Jennifer Heath  
Sheryl Hinzmann  
Jodie Hogue  
Peggy Jacobs  
Stacy Johnson  
Pattiey Koontz  
Stephanie Kregel  
Lisa Krogman  
Jessica Larsen  
Margo Magill  
Michelle McLaren  
Rita McLaren  
Ashley Mosier  
Debra Nelson  
Jordan Newberg  
Barbara Olsen  
Becky Osborne  
Melanie Rasmussen  
Gena Rush  
Chelsea Ross  
Macie Silliman  
Elizabeth Smith  
Val Stickler  
Dick Strittmatter  
Steffani Tarrell  
Pam Tibken  
Marsha Von Seggern  
Cathy Williams  
Alisa Winquist

## Certified Staff

### Atlantic Middle School

Virginia Bechtold  
 Jessica Brocka  
 Deb Burton  
 Brielle Cerven  
 Melia Clark  
 Sandy Cooper  
 Tim Duff  
 Sheryl Dusenberry  
 Chris Hansen  
 Kendra Henningsen  
 Marilyn Jacobs  
 Alan Jenkins  
 Linda Joyce  
 Cathy Larsen  
 Chelsey Lee  
 Marnie Leiferman  
 Heather Lundquist  
 Jenny Madsen  
 Mike McDermott  
 Amber Moore  
 Lisa Munsey  
 Jeff Nederhoff  
 Trisha Niceswanger  
 Leah O'Donnell  
 Angela Oglesbee  
 Elizabeth Reid  
 Andrea Reilly  
 Carolyn Russell  
 Angela Sieh  
 Alyssa Thompson  
 Cheryl Thompson  
 Scott Yates

### Schuler Elementary

Katie Chamberlain  
 Melia Clark  
 Ed Den Beste  
 Janice Dickerson  
 Julia Gross  
 Kathi Hansen  
 Paulette Hansen  
 DeLana Harris  
 Janet Hascall  
 Martha Hatfield  
 Rebecca Jacobson  
 Gini Jordan  
 Laura Karas  
 Jenny Madsen  
 Paul McKay  
 Michelle McLaren  
 Jill Miller  
 Leah O'Donnell  
 Angela Sieh  
 Cheryl Thompson  
 Scott Yates

### School Nurses

Kelli Evans, RN  
 Laura Freund, RN & Head Nurse  
 Kristi Simpson, Health Associate

## Experience

### Education Steps

|                                      |    |
|--------------------------------------|----|
| Masters Degree plus 30 or more hours | 12 |
| Masters Degree plus 15 hours         | 5  |
| Masters Degree                       | 33 |
| Bachelors Degree plus 50 hours       | 8  |
| Bachelors Degree plus 30 hours       | 19 |
| Bachelors Degree plus 15 hours       | 9  |
| Bachelors Degree                     | 42 |

## Non Certified Staff

Clair Acker  
Dan Amos  
Melissa Balch  
Loretta Barringer  
Duane Baxter  
Angela Behrens  
Jeremy Blake  
Kami Bruck  
Heather Burg  
Tracie Carlson  
Bryce Casey  
Shauna Casey  
Pota Cook  
Kenneth Crane  
Dawn Dreager  
Paul Dreager  
Ardis Dusenberry  
Carol Duskin  
Kent Ehle  
Jessica Ehrman  
Lory Erickson  
Audrey Farrington  
Jessica Fincel  
Denise Finnell  
Tina Franken  
Donna Green  
Lindsay Gross  
June Halder  
Andrea Halterman  
Danielle Hansen  
Julie Hansen  
Carolyn Hanson  
Ashley Hayes  
Diane Hayes  
Lori Hayes  
Jeffrey Hemphill  
Ann Hinton  
Regina Honke  
Tonna Hoover  
Emily Huddleson  
Sam Hoover  
Brian Ihnken  
Jan Imhoff

Jerry Jensen  
Amber Jipsen  
Eric Johnson  
Wade Johnson  
Bev Jones  
Linda Karstens  
Mallory Kirchhoff  
Becky Kirchhoff  
Cathy Knuth  
Brandon Krause  
Lyle Kucera  
Shannon Lambson  
Arnie Lamp  
Michele Lane  
Dianne Lind  
Barb Linn  
Alexis Lopez  
Denise Masker  
Stacey Mauk  
Rachael Maxwell  
Lori McConnell  
Jerry McDermott  
Melanie McDermott  
Emily McLaren  
Tisha Mendenhall  
Jessica Mendez  
Kimberly Meurer  
Kathy Meyer  
Kerri Molina  
Laura Namanny  
Tammy Neal  
Sara Nehring  
Olivia Newberg  
Nicole Nichols  
Janet Nicklaus  
Anita Pangelina  
Laurie Parrott  
Shelly Parrott  
Marcella Peck  
Regina Perez  
Oran Perkins  
Susan Petersen  
Wendy Petersen

Elaine Phillips  
Julie Phippen  
Sherry Pross  
Theresa Pudlo  
Jennifer Renz  
Amber Rhodes  
Rachel Rieck  
Natalie Ritter  
Amy Robinson  
Danna Saeugling  
LaVon Sager  
Julia Schrader  
Martha Scholl  
Diana Schuler  
Michelle Schuler  
Denise Sharp  
April Siggins  
Lisa Silence  
Ann Simpson  
Annette Smith  
Stacie Sorensen  
Stephanie Stillian  
Joy Sturm  
Clairissa Swanson  
Kathy Swinnerton  
Lindsey Thomas  
Laurie Thompson  
Michelle Turner  
Gwen Ullerich  
Stacy Van Aernam  
Jake Vetter  
Jordan Vetter  
Sheri Walter  
Dawn Walton  
Nita Warne  
Nichole Waterman  
Kathy Wendt  
David Wheatley  
Mark Wiedeman  
Andrea Wilch  
Ancherson William  
Jodi Woodard  
Art Zanders



## DISTRICT DISCRIMINATION POLICY

It is the policy of Atlantic Community Schools to provide an educational and working environment that provides an equal opportunity to all. In accordance with federal and state law, Atlantic Community School District prohibits unlawful discrimination on the basis of disability, sex, age, race, creed, color, national origin, religion, veteran status, sexual orientation, and gender identity. This applies to all district administrators, staff, students, applicants for employment, and visitors. Students, parents, staff, or other individuals who believes that he/she has been subjected to discrimination or harassment in violation of the District's Equal Employment Opportunity Policy and/or the Anti-bullying/Harassment Policy may take action through an informal process, or a formal complaint process, or both.

### 2013-14 SIAC COMMITTEE

Matt Alexander  
Amy Jordahl  
Ginger Bechtold  
Dennis Davis  
Rod Hartwig  
Kathy Hobson  
Gini Jordan  
Jon Martens  
Josh McLaren  
Lori Mudd  
Leah O'Donnell  
Kristy Pellett  
Lori Reid  
Shawnell Richter  
JoAnn Runyan  
Glenn Smith  
Jayne Tyler  
Nat Halterman  
Roger Herring  
Dan Haynes  
Jason Smith  
Amanda Berg  
Bob Sweeney  
Todd Waters

Michael Amstein  
Stacey Bean  
Deb Church  
Mary Beth Fast  
Phil Hascall  
Stacey Hornung  
Angie Kay  
Mike McDermott  
Megan Myers  
Michelle Mullenix  
Randy Berns  
Lanette Plambeck  
Andrea Reilly  
PJ Richter  
Angela Sieh  
Kristen Templeton  
Tina Wahlert  
Jim Kickland  
Lee Saathoff  
John Becker  
Chris Smith  
Nick Hunt  
DeeAnn Schreiner  
Jena Waters

Pamela Amstein  
Todd Bean  
Denise Coder  
Andrea Halterman  
Diane Hayes  
Dr. Mark Johnson  
Ken Kay  
Heather McKay  
Chase Mewhiter  
Tori Newell  
Jennifer Berns  
Josh Rasmussen  
Bob Reilly  
Todd Roecker  
Ancherson Williams  
Cheryl Thompson  
Melissa Wheeler  
Haley Kickland  
Jennifer Saathoff  
Abby Becker  
John Krogman  
Sue Hunt  
Alisha Carpenter

## Atlantic Community School District Calendar 2014-15

Start –Finish  
(Aug 13, 2014 - May 20, 2015)

### Summary of Calendar

Days in classroom:  
First Semester . . . . . 87  
Second Semester . . . . . 89  
**TOTAL CALENDAR DAYS 176**

|                     |         |
|---------------------|---------|
| Student Days        | 176     |
| Student Hours Total | 1115.76 |
| Teacher Days        | 190     |

| CALENDAR LEGEND               |    |
|-------------------------------|----|
| 1 <sup>st</sup> Day of School | S  |
| P/T Conferences               | C  |
| Holidays                      | H  |
| Early Outs                    | *  |
| Seniors Last Day              | SL |
| Last Day of School            | L  |
| No School                     | ☐  |

| HOLIDAYS:        |         |
|------------------|---------|
| Labor Day        | (09/01) |
| Thanksgiving Day | (11/27) |
| Christmas Day    | (12/25) |
| New Year's Day   | (01/01) |
| Memorial Day     | (05/25) |

| In-Service Days (No School) |  |
|-----------------------------|--|
| August 11 <sup>th</sup>     |  |
| August 12 <sup>th</sup>     |  |
| October 10 <sup>th</sup>    |  |
| January 2 <sup>nd</sup>     |  |
| January 19 <sup>th</sup>    |  |

| August (13)    |     |      |      |     | Student Days |
|----------------|-----|------|------|-----|--------------|
| M              | T   | W    | Th   | F   |              |
| 04             | 05  | 06   | 07   | 08  |              |
| 11             | 12  | 13S* | 14*  | 15* | 3            |
| 18             | 19  | 20*  | 21   | 22  | 8            |
| 25             | 26  | 27*  | 28   | 29  | 13           |
| September (21) |     |      |      |     |              |
| 01H            | 02  | 03*  | 04   | 05  | 17           |
| 08             | 09  | 10*  | 11   | 12  | 22           |
| 15             | 16  | 17*  | 18   | 19  | 27           |
| 22             | 23  | 24*  | 25   | 26  | 32           |
| 29             | 30  |      |      |     | 34           |
| October (20)   |     |      |      |     |              |
|                |     | 01*  | 02   | 03  | 37           |
| 06             | 07  | 08*  | 09   | 10  | 41           |
| 13             | 14  | 15*  | 16   | 17  | 46           |
| 20             | 21C | 22*  | 23C  | 24  | 49           |
| 27             | 28  | 29*  | 30   | 31  | 54           |
| November (18)  |     |      |      |     |              |
| 03             | 04  | 05*  | 06   | 07  | 59           |
| 10             | 11  | 12*  | 13   | 14  | 64           |
| 17             | 18  | 19*  | 20   | 21  | 69           |
| 24             | 25  | 26*  | 27H  | 28  | 72           |
| December (15)  |     |      |      |     |              |
| 01             | 02  | 03*  | 04   | 05  | 77           |
| 08             | 09  | 10*  | 11   | 12  | 82           |
| 15             | 16  | 17*  | 18   | 19* | 87           |
| 22             | 23  | 24   | 25H  | 26  |              |
| 29             | 30  | 31   |      |     |              |
| January (19)   |     |      |      |     |              |
|                |     |      | 01H  | 02  |              |
| 05             | 06  | 07*  | 08   | 09  | 92           |
| 12             | 13  | 14*  | 15   | 16  | 97           |
| 19             | 20  | 21*  | 22   | 23  | 101          |
| 26             | 27  | 28*  | 29   | 30  | 106          |
| February (18)  |     |      |      |     |              |
| 02             | 03  | 04*  | 05   | 06  | 111          |
| 09             | 10  | 11C  | 12C  | 13  | 114          |
| 16             | 17  | 18*  | 19   | 20  | 119          |
| 23             | 24  | 25*  | 26   | 27  | 124          |
| March (17)     |     |      |      |     |              |
| 02             | 03  | 04*  | 05   | 06  | 129          |
| 09             | 10  | 11   | 12   | 13  | 129          |
| 16             | 17  | 18*  | 19   | 20  | 134          |
| 23             | 24  | 25*  | 26   | 27  | 139          |
| 30             | 31  |      |      |     | 141          |
| April (21)     |     |      |      |     |              |
|                |     | 01*  | 02   | 03  | 143          |
| 06             | 07  | 08*  | 09   | 10  | 148          |
| 13             | 14  | 15*  | 16   | 17  | 153          |
| 20             | 21  | 22*  | 23   | 24  | 158          |
| 27             | 28  | 29*  | 30   |     | 162          |
| May (14)       |     |      |      |     |              |
|                |     |      |      | 01  | 163          |
| 04             | 05  | 06*  | 07   | 08  | 168          |
| 11             | 12  | 13*  | 14SL | 15  | 173          |
| 18             | 19  | 20*L | 21   | 22  | 176          |
| 25H            | 26  | 27   | 28   | 29  |              |

| Date      | Events  |
|-----------|---|
| Aug 7 & 8 | New Teacher In-Service                                |
| Aug 11-12 | Teacher In-Service                                    |
| Aug 13    | 1 <sup>st</sup> Student Day                           |
| Aug 13    | Prof. Dev. 2 hr. Early Dismissal                      |
| Aug 14    | Prof. Dev. 2 hr. Early Dismissal                      |
| Aug 15    | Prof. Dev. 2 hr. Early Dismissal                      |
| Aug 20    | Prof. Dev.—1.5 hr. Early Dismissal                    |
| Aug 27    | Prof. Dev.—1.5 hr. Early Dismissal                    |
| Sep 1     | Labor Day (No School)                                 |
| Sep 3     | Prof. Dev.—1.5 hr. Early Dismissal                    |
| Sep 10    | Prof. Dev.—1.5 hr. Early Dismissal                    |
| Sep 17    | Prof. Dev.—1.5 hr. Early Dismissal                    |
| Sep 24    | Prof. Dev.—1.5 hr. Early Dismissal                    |
| Sep TBA   | Homecoming—2 hr Early Dismissal                       |
| Oct 1     | Prof. Dev.—1.5 hr. Early Dismissal                    |
| Oct 8     | Prof. Dev.—1.5 hr. Early Dismissal                    |
| Oct 10    | Prof. Dev./No School for Students                     |
| Oct 15    | Prof. Dev.—1.5 hr. Early Dismissal                    |
| Oct 17    | End 1 <sup>st</sup> Qtr. ( 46 days)                   |
| Oct 21    | P/T Conferences (4:30 PM-8:00 PM)                     |
| Oct 22    | Prof. Dev.—1.5 hr. Early Dismissal                    |
| Oct 23    | P/T Conferences (8:00 AM-8:00 PM)                     |
| Oct 24    | No School   |
| Oct 29    | Prof. Dev.—1.5 hr. Early Dismissal                    |
| Nov 5     | Prof. Dev.—1.5 hr. Early Dismissal                    |
| Nov 12    | Prof. Dev.—1.5 hr. Early Dismissal                    |
| Nov 19    | Prof. Dev.—1.5 hr. Early Dismissal                    |
| Nov 26    | 2 hr. Early Dismissal                                 |
| Nov 27    | Thanksgiving (No School)                              |
| Nov 28    | Vacation (No School)                                  |
| Dec 3     | Prof. Dev.—1.5 hr. Early Dismissal                    |
| Dec 10    | Prof. Dev.—1.5 hr. Early Dismissal                    |
| Dec 17    | Prof. Dev.—1.5 hr. Early Dismissal                    |
| Dec 19    | End 2 <sup>nd</sup> Qtr. ( 41 days)                   |
| Dec 22-31 | Winter Break (No School)                              |
| Dec 19    | End 1 <sup>st</sup> Semester (87 days)                |
| Jan 1     | New Year's Day (No School)                            |
| Jan 2     | No School Teacher In-Service                          |
| Jan 5     | 1 <sup>st</sup> student day/ 2 <sup>nd</sup> semester |
| Jan 7     | Prof. Dev.—1.5 hr. Early Dismissal                    |
| Jan 14    | Prof. Dev.—1.5 hr. Early Dismissal                    |
| Jan 19    | MLK Day/Teacher In-Service                            |
| Jan 21    | Prof. Dev.—1.5 hr. Early Dismissal                    |
| Jan 28    | Prof. Dev.—1.5 hr. Early Dismissal                    |
| Feb 4     | Prof. Dev.—1.5 hr. Early Dismissal                    |
| Feb 11    | P/T Conferences (4:30-8:00PM)                         |
| Feb 12    | P/T Conferences (8:00-8:00PM)                         |
| Feb 13    | No School   |
| Feb 18    | Prof. Dev.—1.5 hr. Early Dismissal                    |
| Feb 25    | Prof. Dev.—1.5 hr. Early Dismissal                    |
| Mar 4     | Prof. Dev.—1.5 hr. Early Dismissal                    |
| Mar 6     | End 3 <sup>rd</sup> Qtr. ( 42 days)                   |
| Mar 9-13  | Spring Break (No School)                              |
| Mar 18    | Prof. Dev.—1.5 hr. Early Dismissal                    |
| Mar 25    | Prof. Dev.—1.5 hr. Early Dismissal                    |
| Apr 1     | Prof. Dev.—1.5 hr. Early Dismissal                    |
| Apr 3     | Good Friday (No School)                               |
| Apr 8     | Prof. Dev.—1.5 hr. Early Dismissal                    |
| Apr 15    | Prof. Dev.—1.5 hr. Early Dismissal                    |
| Apr 22    | Prof. Dev.—1.5 hr. Early Dismissal                    |
| Apr 29    | Prof. Dev.—1.5 hr. Early Dismissal                    |
| May 6     | Prof. Dev.—1.5 hr. Early Dismissal                    |
| May 13    | Prof. Dev.—1.5 hr. Early Dismissal                    |
| May 17    | Graduation—2:00 PM                                    |
| May 20    | 2 hr. Early Dismissal                                 |
| May 20    | End 4 <sup>th</sup> Qtr. ( 49 days)                   |
| May 20    | End 2 <sup>nd</sup> Semester ( 89 days)               |
| May 25    | Memorial Day (No School)                              |

## Atlantic Community School District Testing Calendar 2014-15

Start –Finish  
(Aug 13, 2014 - May 20, 2015)

### Summary of Calendar

Days in classroom:  
 First Semester . . . . . 87  
 Second Semester . . . . . 89  
**TOTAL CALENDAR DAYS 176**

### CALENDAR LEGEND

|                               |                          |
|-------------------------------|--------------------------|
| 1 <sup>st</sup> Day of School | S                        |
| P/T Conferences               | C                        |
| Holidays                      | H                        |
| Early Outs                    | *                        |
| Seniors Last Day              | SL                       |
| Last Day of School            | L                        |
| No School                     | <input type="checkbox"/> |

| August (13)    |     |      |      |     | Student Days |
|----------------|-----|------|------|-----|--------------|
| M              | T   | W    | Th   | F   |              |
| 04             | 05  | 06   | 07   | 08  |              |
| 11             | 12  | 13S* | 14*  | 15* | 3            |
| 18             | 19  | 20*  | 21   | 22  | 8            |
| 25             | 26  | 27*  | 28   | 29  | 13           |
| September (21) |     |      |      |     |              |
| 01H            | 02  | 03*  | 04   | 05  | 17           |
| 08             | 09  | 10*  | 11   | 12  | 22           |
| 15             | 16  | 17*  | 18   | 19  | 27           |
| 22             | 23  | 24*  | 25   | 26  | 32           |
| 29             | 30  |      |      |     | 34           |
| October (20)   |     |      |      |     |              |
|                |     | 01*  | 02   | 03  | 37           |
| 06             | 07  | 08*  | 09   | 10  | 41           |
| 13             | 14  | 15*  | 16   | 17  | 46           |
| 20             | 21C | 22*  | 23C  | 24  | 49           |
| 27             | 28  | 29*  | 30   | 31  | 54           |
| November (18)  |     |      |      |     |              |
| 03             | 04  | 05*  | 06   | 07  | 59           |
| 10             | 11  | 12*  | 13   | 14  | 64           |
| 17             | 18  | 19*  | 20   | 21  | 69           |
| 24             | 25  | 26*  | 27H  | 28  | 72           |
| December (15)  |     |      |      |     |              |
| 01             | 02  | 03*  | 04   | 05  | 77           |
| 08             | 09  | 10*  | 11   | 12  | 82           |
| 15             | 16  | 17*  | 18   | 19* | 87           |
| 22             | 23  | 24   | 25H  | 26  |              |
| 29             | 30  | 31   |      |     |              |
| January (19)   |     |      |      |     |              |
|                |     |      | 01H  | 02  |              |
| 05             | 06  | 07*  | 08   | 09  | 92           |
| 12             | 13  | 14*  | 15   | 16  | 97           |
| 19             | 20  | 21*  | 22   | 23  | 101          |
| 26             | 27  | 28*  | 29   | 30  | 106          |
| February (18)  |     |      |      |     |              |
| 02             | 03  | 04*  | 05   | 06  | 111          |
| 09             | 10  | 11C  | 12C  | 13  | 114          |
| 16             | 17  | 18*  | 19   | 20  | 119          |
| 23             | 24  | 25*  | 26   | 27  | 124          |
| March (17)     |     |      |      |     |              |
| 02             | 03  | 04*  | 05   | 06  | 129          |
| 09             | 10  | 11   | 12   | 13  | 129          |
| 16             | 17  | 18*  | 19   | 20  | 134          |
| 23             | 24  | 25*  | 26   | 27  | 139          |
| 30             | 31  |      |      |     | 141          |
| April (21)     |     |      |      |     |              |
|                |     | 01*  | 02   | 03  | 143          |
| 06             | 07  | 08*  | 09   | 10  | 148          |
| 13             | 14  | 15*  | 16   | 17  | 153          |
| 20             | 21  | 22*  | 23   | 24  | 158          |
| 27             | 28  | 29*  | 30   |     | 162          |
| May (14)       |     |      |      |     |              |
|                |     |      |      | 01  | 163          |
| 04             | 05  | 06*  | 07   | 08  | 168          |
| 11             | 12  | 13*  | 14SL | 15  | 173          |
| 18             | 19  | 20*L | 21   | 22  | 176          |
| 25H            | 26  | 27   | 28   | 29  |              |

| Date  | Events                                    |
|---|---|
| C4K Testing<br>Aug 18-22                    | C4K testing Washington and Schuler        |
| IA End of Course Pretest<br>Aug 25-29       |   |
| NWEA<br>Sept 2-5                            | 3 <sup>rd</sup> grade                     |
| Sept 8-12                                   | 4 <sup>th</sup> and 5 <sup>th</sup> grade |
| Sept 15-19                                  | 6-8 <sup>th</sup> grade                   |
| PSAT (Optional)<br>Oct 15 <sup>th</sup>     | 10 <sup>th</sup> and 11 <sup>th</sup>     |
| C4K Testing<br>Jan 5-9                      | C4K testing Washington and Schuler        |
| Iowa Assessments<br>Feb 16-27               | 2-11 <sup>th</sup> grade                  |
| NWEA<br>April 6-10                          | 3 <sup>rd</sup> grade                     |
| April 13-17                                 | 4 <sup>th</sup> and 5 <sup>th</sup> grade |
| April 20-24                                 | 6-8 <sup>th</sup> grade                   |
| C4K Testing<br>April 27-May 1 <sup>st</sup> | C4K testing Washington and Schuler        |
| Iowa End of Course Posttest<br>May 11-15    | 9 <sup>th</sup> grade                     |



Atlantic Community School District  
DISTRICT FINANCES  
2013-2014

| GENERAL FUND REVENUE  |                         |                        |
|-----------------------|-------------------------|------------------------|
|                       | Amount (\$)             | Percent (%)<br>Rounded |
| Property Tax          | \$ 4,918,687            | 29.9                   |
| Income Surtax         | \$ 780,296              | 4.7                    |
| Excise Taxes          | \$ 212,211              | 1.3                    |
| State Foundation Aid  | \$ 6,380,125            | 38.8                   |
| AEA Flow-through      | \$ 568,211              | 3.5                    |
| Miscellaneous Revenue | \$ 3,575,589            | 21.8                   |
| <b>TOTAL</b>          | <b>\$ 16,435,119.00</b> | <b>100.0</b>           |

| GENERAL FUND EXPENDITURES |                      |                        |
|---------------------------|----------------------|------------------------|
|                           | Amount (\$)          | Percent (%)<br>Rounded |
| Salaries                  | \$ 10,577,487        | 62.2                   |
| Employee Benefits         | \$ 3,487,275         | 20.5                   |
| Purchase Services         | \$ 1,104,499         | 6.5                    |
| Supplies                  | \$ 1,183,161         | 7.0                    |
| Equipment/Property        | \$ 77,111            | 0.5                    |
| Miscellaneous/Other       | \$ 17,591            | 0.1                    |
| AEA Flow-through          | \$ 568,211           | 3.3                    |
| <b>TOTAL</b>              | <b>\$ 17,015,335</b> | <b>100.0</b>           |

**3-YEAR FINANCIAL PERFORMANCE**

|                         | 2011-12       | 2012-13       | 2013-14       |                |
|-------------------------|---------------|---------------|---------------|----------------|
| Total Revenues          | \$ 15,200,123 | \$ 15,297,613 | \$ 16,435,119 | Rev.           |
| Total Disbursements     | \$ 15,434,965 | \$ 16,565,711 | \$ 17,015,335 | Disb.          |
| Beginning Fund Balance  | \$ 1,893,912  | \$ 1,659,070  | \$ 390,973    | Beg. Fund Bal. |
| Ending Fund Balance     | \$ 1,659,070  | \$ 390,973    | \$ (189,244)  | End. Fund Bal. |
| Unreserved Fund Balance | \$ 1,261,102  | \$ 14,951     | \$ (578,501)  | Unrsrvd Fd Bal |
| Solvency Ratio          | 8.59%         | 0.10%         | -3.64%        | Solvency Ratio |

**TAX RATES**

|                    | 2012-13 | 2013-14 | 2014-15 |
|--------------------|---------|---------|---------|
| Gen Fund Prop. Tax | 12.14   | 12.52   | 13.59   |
| Total Tax Rate     | 14.15   | 14.25   | 14.87   |

**MANAGEMENT RESPONSE**

|                        | 2012-13    | 2013-14      | 2014-15    |                       |
|------------------------|------------|--------------|------------|-----------------------|
| Management Levy        | \$ 225,000 | \$ 500,000   | \$ 350,000 | Management            |
| Cash Reserve Levy-SBRC | \$ 342,723 | \$ 65,491    | \$ 964,771 | Cash Reserve-SBRC     |
| Cash Reserve-Other     | \$ 600,000 | \$ 1,000,000 | \$ 600,000 | Cash Reserve-Other    |
| Instructional Support  | \$ 35,219  | \$ 23,972    | \$ 55,692  | Instructional Support |
| Regular PPEL           | \$ 134,266 | \$ 137,078   | \$ 140,888 | Regular PPEL          |
| Voted PPEL             | \$ 104,145 | \$ 75,136    | \$ 50,682  | Voted PPEL            |

**FINANCIAL SOLVENCY RATIO**

|                              |                |
|------------------------------|----------------|
| Target Solvency Positions    | 5% to 15%      |
| Acceptable Solvency Position | 5% to 10%      |
| Solvency Alert               | 0% to 4.99%    |
| Solvency Concern             | -.1% and lower |