

ATLANTIC

Community School District
2015-2016



Washington Elementary



Atlantic Middle School



Early Learning Center

Schuler Elementary



Atlantic High School



CCEOC/Link Center





REPORT ON EXCELLENCE
Annual Report for Atlantic Community School District
 October 2016

ANNUAL REPORT INTRODUCTION

Dr. Michael K. Amstein, Superintendent

Atlantic Community Schools' Mission Statement

The Atlantic Community School District will prepare all learners to be creative, innovative and productive citizens by providing diverse opportunities to learn and apply relevant skills and knowledge in a positive, disciplined and challenging environment.

Superintendent
Michael Amstein

Business Manager
Mary Beth Fast

Transportation
Dave Eckles

Food Service
DeeAnn Schreiner

Maintenance
Russell Peck

Technology Director
Roger Warne

Curriculum Director
James Northwick

High School Principal
Heather McKay

Asst. Principal/Act. Director
Matt Alexander

Middle School Principal
Josh Rasmussen

Schuler Elem Principal
James Northwick

Washington Elem Principal
Stacey Hornung

Send any comments or suggestions to:

ACSD
1100 Linn Street
Atlantic, Iowa 50022

Phone: 712-243-4252
www.atlanticiaschools.org

The Atlantic Community School District continues to focus on increasing student achievement in the areas of reading, math, and science. Teachers and administrators in the school district have continued to work extensively on curriculum and instruction in this past school year. During the 2015-16 school year, the district saw increased student performance in reading, math and science on the Iowa Assessments, continued to increase the graduation rate while decreasing the district's dropout rate, high school students continued to score above the state average on the ACT and the district's student athletic and fine arts programs continue to experience success.

Student results from the 2015-16 Iowa Assessments revealed that the overall student performance in the district in reading was at or above the state and local AEA averages. In math, district students continued to score significantly higher than the state and AEA averages. Although our students continue to perform well, the district will again focus on reading and math. Based on the spring 2015-16 student performance on the Iowa Assessments, the district's AYP status show that ACSD met all of the state requirements for both reading and math. As for the individual AYP status for each Title I school in the district, Schuler Elementary is designated as Delay-2 in reading and Delay-2 in math.

During the 2015-16 school year the Atlantic Community School District began implementation of the Teacher Leadership Compensation Grant program. This program allows districts to capitalize on teacher leaders within the district and assist teachers in their classrooms. ACSD selected the instructional coach model and has three full-time instructional coaches and a LEAD Coach. This program continues to be funded through a grant from the Iowa Department of Education. Also this past school year teachers and administrators continued their work on curriculum with the focus being on the development of district curriculum in all content areas and implementing the Iowa Core Standards.

Over the past year and into next year, the district will continue to reduce costs, associated with operating expenses. The School Board has invested in providing instructional services for all students in the district and based on improvement in graduation/dropout rates, above average ACT scores and strong student performance on the Iowa Assessments, that investment has been paying off for our students. Unfortunately, funding from the state over the past seven years continues to be quite low and as like other school districts across the state, our school district has experienced some of the financial pains. Over the past several years, the district's unspent budget has been decreasing. At the end of the 2015-16 school year, the unspent budget authority still remains in the upper range that is recommended by the Iowa Association of School Boards. The district will continue to look for ways to reduce costs to protect the unspent budget and still provide the educational opportunities for our students to assist them in becoming the best and brightest in Iowa.

ACSD Athletes continued to shine during the 2015-16 school year as both the boys and girls track teams sent a number of participants to the state meet. Also, the boys golf team finished 5th in the state this spring while the girls golf team won the 3A state championship this year. Also, after forty-four years, the girls softball team went to the state tournament and did a wonderful job representing the Atlantic community as well as, the Hawkeye 10 conference. The district's band and choral programs continued to provide our students a wide array of fine arts opportunities through state competitions and performances for the student body and the community. I invite you to come and see our talented students in action in the upcoming school year.

DISTRICT CONTACT INFORMATION

Superintendent: Michael Amstein	Telephone: 712-243-4252 Email: mamstein@atlanticiaschools.org
Curriculum Director: James Northwick	Telephone: 712-243-1370 Email: jnorthwick@atlanticiaschools.org
Food Service Director: DeeAnn Schreiner	Telephone: 712-243-5369 Email: dschreiner@atlanticiaschools.org
Maintenance Director: Russell Peck	Telephone: 712-243-4252 Email: rpeck@atlanticiaschools.org
Technology Director: Roger Warne	Telephone: 712-243-4252 Email: rwarne@atlanticiaschools.org
Transportation Director: Dave Eckles	Telephone: 712-243-3374 Email: deckles@atlanticiaschools.org
High School Principal: Heather McKay	Telephone: 712-243-5358 Email: hmckay@atlanticiaschools.org
Asst. Principal/Activities Director: Matt Alexander	Telephone: 712-243-5364 Email: malexander@atlanticiaschools.org
Middle School Principal: Josh Rasmussen	Telephone: 712-243-1330 Email: jrasmussen@atlanticiaschools.org
Schuler Elementary Principal: James Northwick	Telephone: 712-243-1370 Email: jnorthwick@atlanticiaschools.org
Washington Elementary Principal: Stacey Hornung	Telephone: 712-243-5234 Email: shornung@atlanticiaschools.org

DISTRICT OFFICES

Office of the Superintendent

1100 Linn Street
Atlantic, Iowa 50022
FAX: 712-243-8023

Atlantic High School

1201 East 14th Street
Atlantic, Iowa 50022
FAX: 712-243-8007

Atlantic Middle School

1100 Linn Street
Atlantic, Iowa 50022
FAX: 712-243-7732

Schuler Elementary

501 East 11th Street
Atlantic, Iowa 50022
FAX: 712-243-2120

Washington Elementary

500 East 14th Street
Atlantic, Iowa 50022
FAX: 712-243-5275

Cass County Educational Opportunity Center (CCEOC)

1209 Sunnyside Lane
Atlantic, Iowa 50022
Phone: 712-243-3535
FAX: 712-243-2208

Level III Behavioral Program

1209 Sunnyside Lane
Atlantic, Iowa 50022
Phone: 712-243-3535
FAX: 712-243-2208

Bus Garage

2805 East 7th Street
Atlantic, Iowa 50022
Phone: 712-243-3374

2016-2017 SCHOOL BOARD MEMBERS

Alison Bruckner, President	Term Expires 2019
Jenny Williams, Vice-President	Term Expires 2019
Josh McLaren	Term Expires 2017
Kristy Pellett	Term Expires 2017
Keith Swanson	Term Expires 2019
Mary Beth Fast, Board Secretary	
Olivia Newberg, Treasurer	

GRADUATION RATE

(NCLB cohort graduation rate formula)

Year	Atlantic	State
2013	89.13%	89.68%
2014	87.40%	90.50%
2015	94.30%	90.10%

DROPOUT RATE

Grades 9-12

Year	Atlantic	State
2013	2.38%	2.82%
2014	1.05%	2.70%
2015	2.20%	2.48%

SENIORS PURSUING POST-SECONDARY EDUCATION

Class of	Percent
2013	77.32%
2014	72.41%
2015	70.97%
2016	62.00%

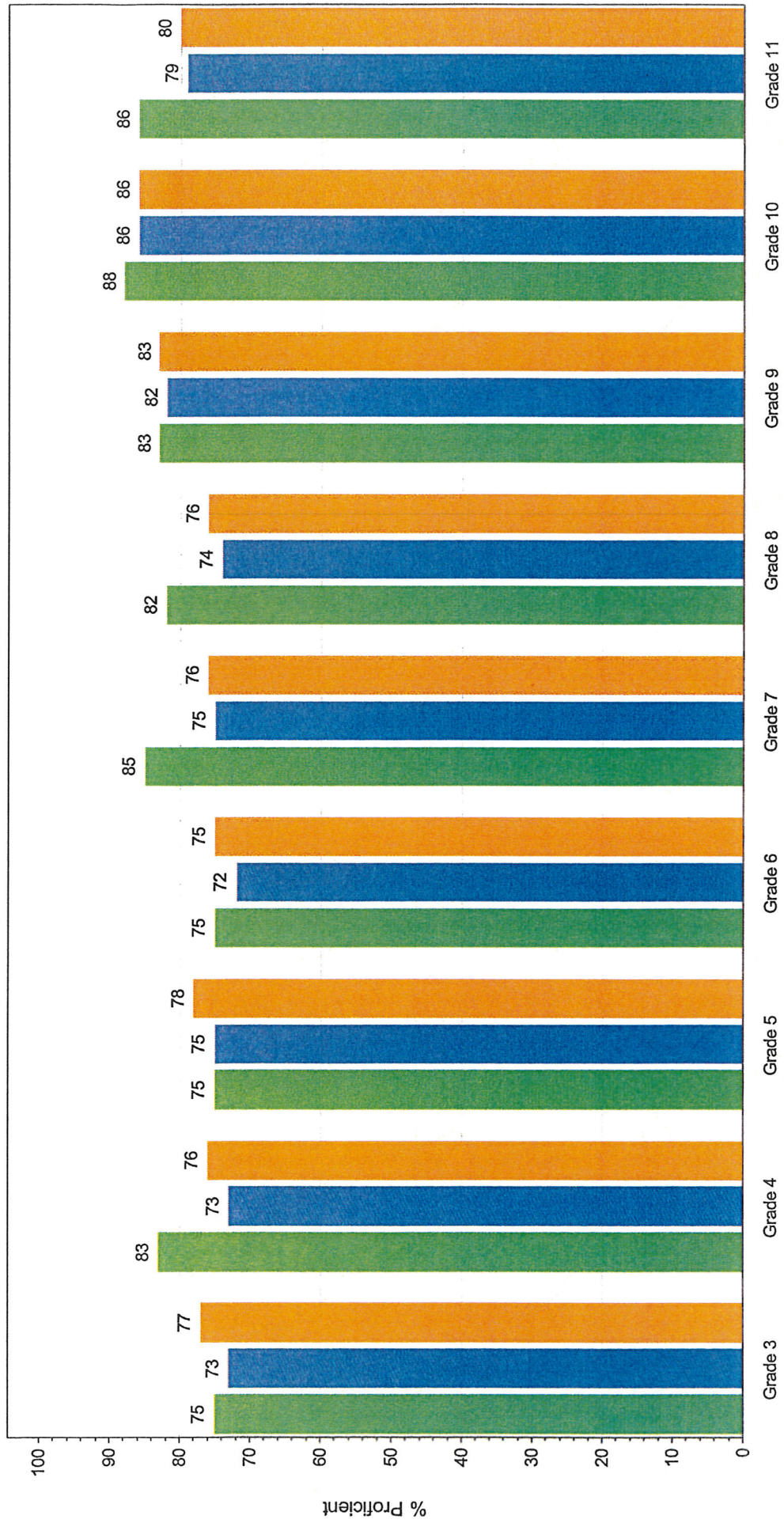
PERCENT OF STUDENTS COMPLETING A CORE PROGRAM

Class of	Percent
2013	95.09%
2014	87.61%
2015	100.00%
2016	97.40%

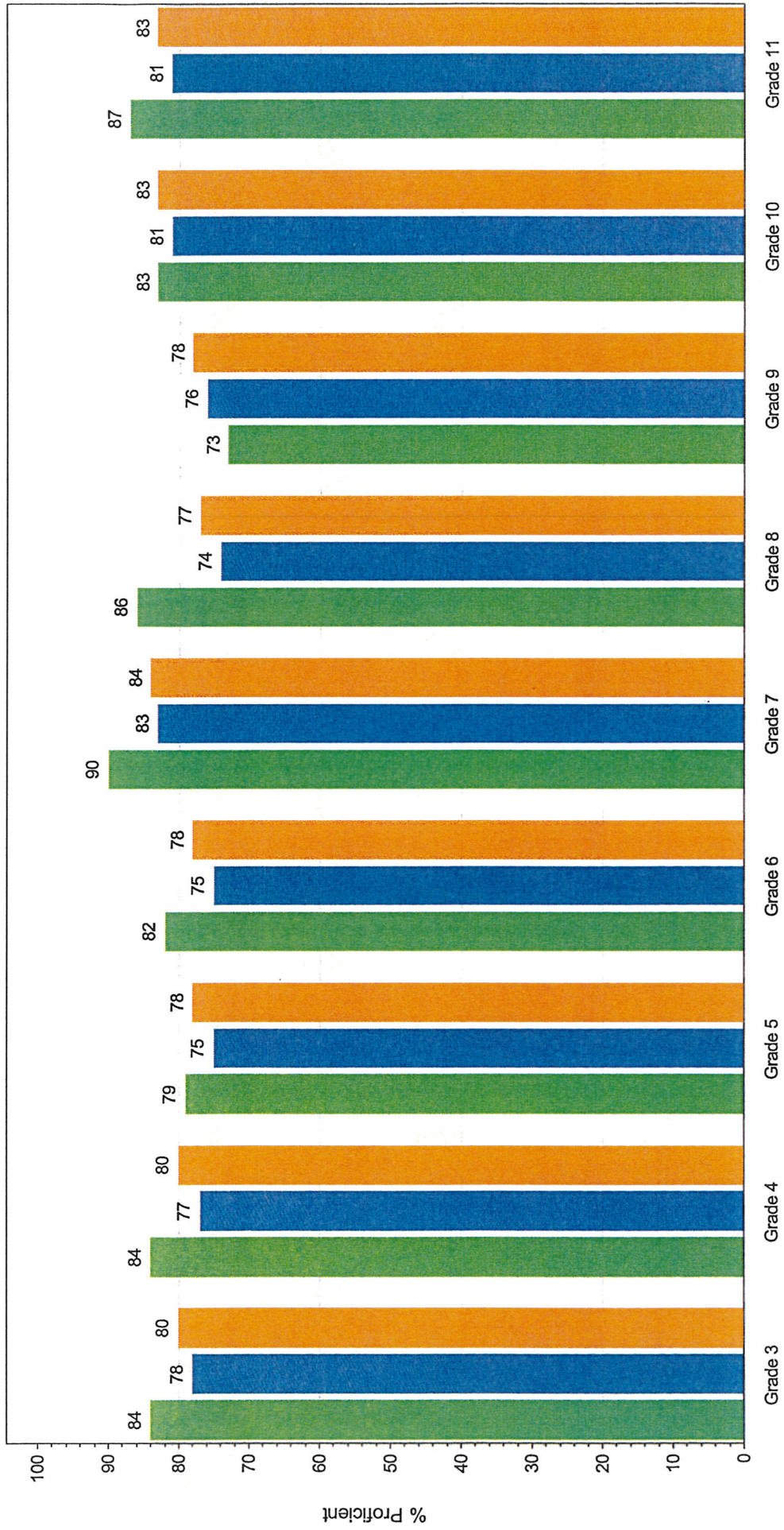
DISTRICT ACT RESULTS

Year	Atlantic	State
2012-13	22.5	22.1
2013-14	23.9	22.0
2014-15	22.4	22.2
2015-16	22.9	22.1

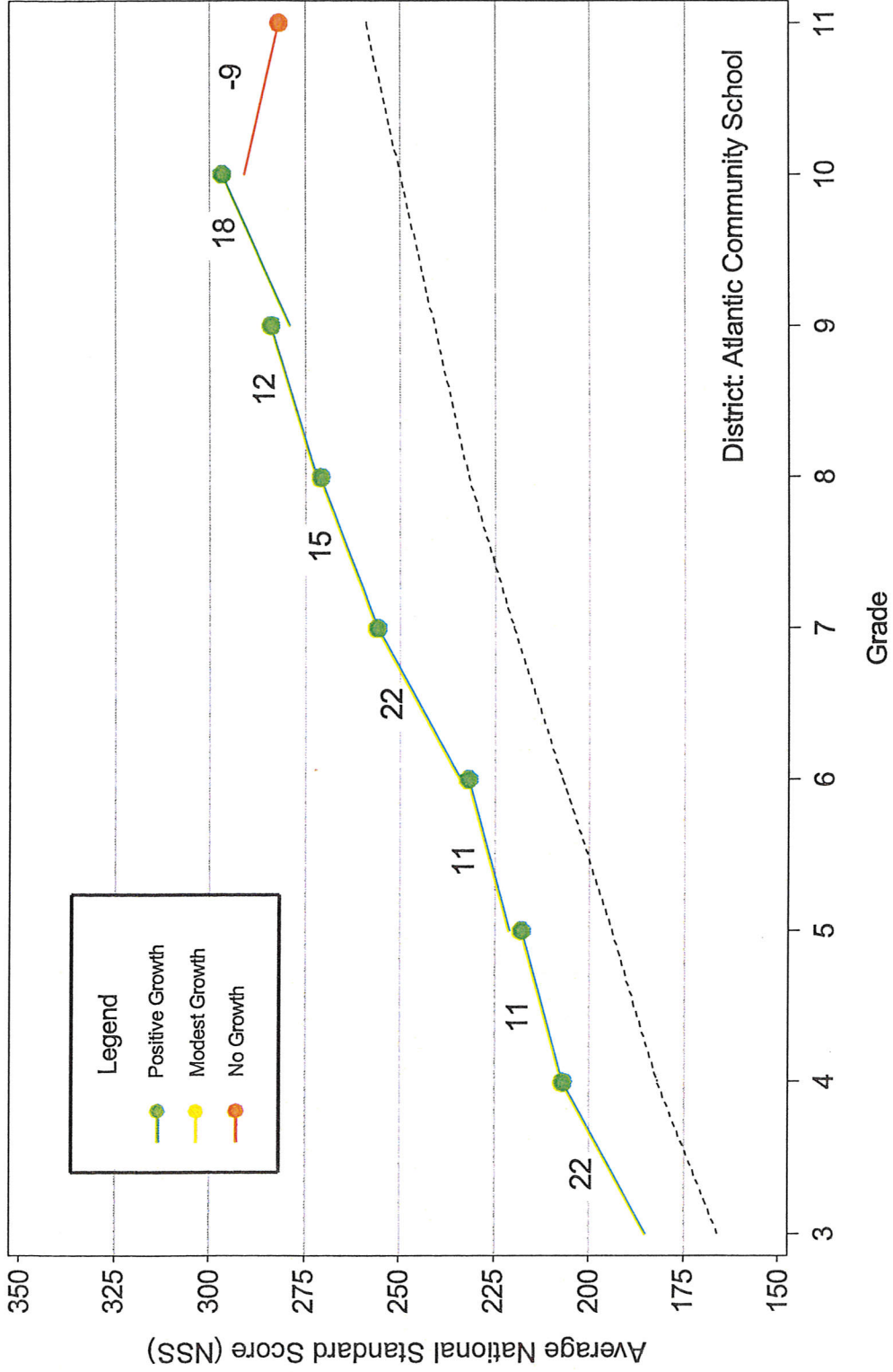
Iowa Assessments Reading: Percent Proficient by Grade 2015-2016



Iowa Assessments Mathematics: Percent Proficient by Grade 2015-2016

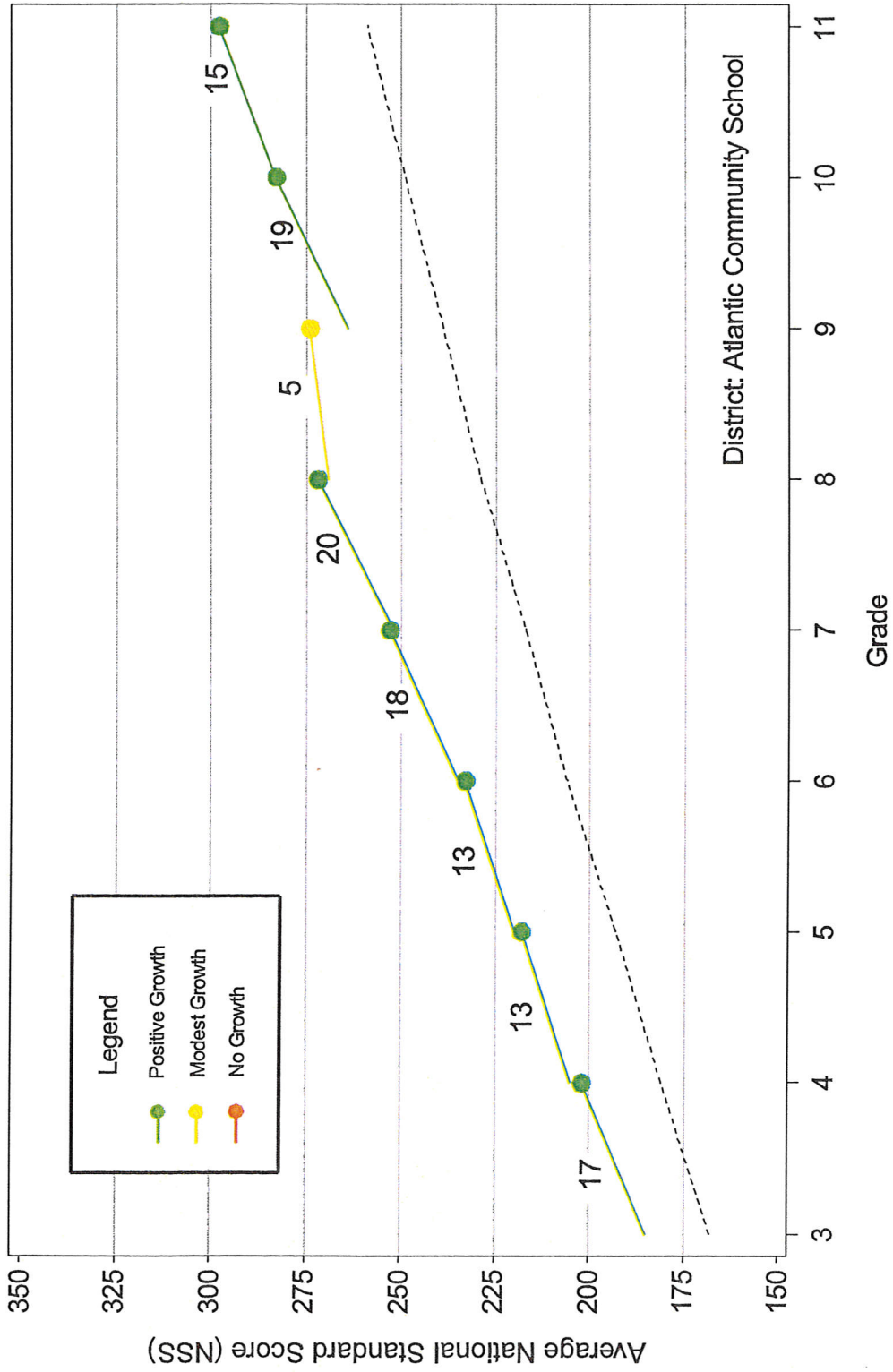


Iowa Assessments
 Growth in Reading
 For the 14-15 to 15-16 School Years



The above graph depicts the growth of students in your district. Each line segment represents a different cohort. The dots indicate this year's average NSS for each grade. The line attached and the number above it show the amount of growth a particular cohort made over the past year. The dashed line indicates the level of achievement required for proficiency.

Iowa Assessments
 Growth in Mathematics
 For the 14-15 to 15-16 School Years



The above graph depicts the growth of students in your district. Each line segment represents a different cohort. The dots indicate this year's average NSS for each grade. The line attached and the number above it show the amount of growth a particular cohort made over the past year. The dashed line indicates the level of achievement required for proficiency.

Certified Staff

Atlantic High School

Alex Bales
Virginia Bechtold
Allison Berryhill
Kathy Blazek
Mandi Brauer
Craig Fredin
Jennifer Gaesser
Rhonda Hawkins
Sheila Hayden
Ryan Henderson
Terry Hinzmann
Kathy Hobson
Meryl Hopper-Henningsen
Michelle Huber
Paul Iekel
Rachelle Lipp
Eric Miller
Amber Moore
Trisha Niceswanger
Jarrod O'Donnell
Trace Petersen
Jedd Sherman
Morgan Staashelm
Lisa Sonntag
Daniel Vargason
Emma Walker
Jade Walter
Tucker Weber
Patricia Wiederien
Tony Wiley
Taylor Williams

Alternative Education/Programs

Carolyn Boose, Student Advocate
Brenda Buman, Link Center
Brielle Cerven, ELL Coordinator
Linda Nichols, Home School Coordinator
Tina Olson, Home School Coordinator
JoAnn Runyan, School-to-Work Coordinator
Pam Russell, Student Advocate
Andrea Reilly, TAG Coordinator
Karen Vogl, CCEOC
Justin Williams, CCEOC

Washington Elementary

Jodie Allen
Tarah Anderson
Dara Bartz
Lindsey Benning
Tracy Daugherty
Janice Dickerson
Faye Dreyer
Christi Garrett
Melissa Goergen
Taylor Hastings
Jennifer Heath
Sheryl Hinzmann
Jodie Hogue
Peggy Jacobs
Stacy Johnson
Michaela Knudsen
Pattiey Koontz
Lisa Krogman
Jessica Larsen
Katina McCormick
Chelsea McCunn
Ashley Mosier
Debra Nelson
Jordan Newberg
Kelly Northwick
Casey Pelzer
Melanie Rasmussen
Becci Reinig
Lenzi Robinson
Gena Rush
Beth Schwarte
Macie Silliman
Christine Skog
Elizabeth Smith
Val Stickler
Steffani Tarrell
Chelsie Van Ert
Marsha Von Seggern
Cathy Williams
Alisa Winquist
Hillary Zellmer

Certified Staff

Atlantic Middle School

Cory Bartz
 Virginia Bechtold
 Joseph Brummer
 Deb Burton
 Brielle Cerven
 Melia Clark
 Sandy Cooper
 Tim Duff
 Sheryl Dusenberry
 Rachel Guttenfelder
 Jennifer Hartwig
 Kendra Henningsen
 Marilyn Jacobs
 Alan Jenkins
 Linda Joyce
 Kelly Juhl
 Chelsey Lee
 Marnie Leiferman
 Heather Lundquist
 Jenny Madsen
 Kara Martin
 Mike McDermott
 Lisa Munsey
 Trisha Niceswanger
 Leah O'Donnell
 Angela Oglesbee
 Elizabeth Reid
 Angela Sieh
 Cheryl Thompson
 Nora Walker
 Pat Wiederien

Schuler Elementary

Katie Chamberlain
 Melia Clark
 Ed Den Beste
 Janice Dickerson
 Chelsea Germer
 Julia Gross
 DeLana Harris
 Janet Hascall
 Whitney Hoegh
 Sierra Johnson
 Gini Jordan
 Laura Karas
 Amber Knudsen
 Julienne Livingston
 Jenny Madsen
 Chelsea McCunn
 Faith McCunn
 Paul McKay
 Michelle McLaren
 Jill Miller
 Lisa Munsey
 Angela Sieh
 Cheryl Thompson

School Nurses

Kelli Evans, RN
 Laura Freund, RN & Head Nurse
 Kristi Simpson, Health Associate

Experience

Education Steps

Masters Degree plus 30 or more hours	13
Masters Degree plus 15 hours	5
Masters Degree	28
Bachelors Degree plus 50 hours	4
Bachelors Degree plus 30 hours	20
Bachelors Degree plus 15 hours	14
Bachelors Degree	40

Non Certified Staff

Clair Acker	Katrina James	Vanessa Proehl
Dan Amos	Amber Jipsen	Sherry Pross
Lisa Anderson	Wade Johnson	Theresa Pudlo
Melissa Balch	Bev Jones	Taylor Ransom
Loretta Barringer	Minden Jones	Jennifer Renz
Angela Behrens	Linda Karstens	Rachel Rieck
Kami Bruck	Becky Kirchhoff	Andrea Riesgaard
Tracie Carlson	Mallory Kirchhoff	Natalie Ritter
Shauna Casey	Carey Klindt	Amy Robinson
Ligia Cohrs	Cathy Knuth	Danna Saeugling
Pota Cook	Brandon Krause	LaVon Sager
Kenneth Crane	Amy Lambson	Julia Schrader
Kerri Denison	Arnie Lamp	Martha Scholl
Dawn Dreager	Michele Lane	Diana Schuler
Paul Dreager	Emma Lee	Denise Sharp
Carol Duskin	Megan Leeper	April Siggins
Nicole Dvorak	Barb Linn	Lisa Silence
Leah Edie	Traci Luke	Ann Simpson
Kent Ehle	Denise Masker	Annette Smith
Lory Erickson	Stacey Mauk	Kirstin Sopcich
Audrey Farrington	Rachael Maxwell	Stacie Sorensen
Jessica Fincel	Lori McConnell	Clairissa Swanson
Denise Finnell	Jerry McDermott	Kathy Swinnerton
Jordan Franken	Melanie McDermott	Lindsey Thomas
Tina Franken	Emily McLaren	Brian Thompson
Donna Green	Danielle Meek	Laurie Thompson
Linda Guy	Tisha Mendenhall	Gwen Ullerich
June Halder	Jessica Mendez	Ashley Updike
Andrea Halterman	Cori Metheny	Stacy Van Aernam
Julie Hansen	Kimberly Meurer	Rebecca Vandevanter
Carolyn Hanson	Melissa Miller	Jake Vetter
Diane Hayes	Laura Namanny	Sheri Walter
Lori Hayes	Tammy Neal	Dawn Walton
Jeffrey Hemphill	Olivia Newberg	Nita Warne
Jeff Hetrick	Janet Nicklaus	Nichole Waterman
Ann Hinton	Laurie Parrott	Kathy Wendt
Regina Honke	Marcella Peck	Michael Wendt
Sam Hoover	Regina Perez	David Wheatley
Tonna Hoover	Oran Perkins	Mark Wiedeman
Emily Huddleson	Susan Petersen	Lindsay Williams
Brian Ihnken	Wendy Petersen	Ben Winford
Jan Imhoff	Julie Phippen	Jodi Woodard

DISTRICT DISCRIMINATION POLICY

It is the policy of Atlantic Community Schools to provide an educational and working environment that provides an equal opportunity to all. In accordance with federal and state law, Atlantic Community School District prohibits unlawful discrimination on the basis of disability, sex, age, race, creed, color, national origin, religion, veteran status, sexual orientation, and gender identity. This applies to all district administrators, staff, students, applicants for employment, and visitors. Students, parents, staff, or other individuals who believes that he/she has been subjected to discrimination or harassment in violation of the District's Equal Employment Opportunity Policy and/or the Anti-bullying/Harassment Policy may take action through an informal process, or a formal complaint process, or both.

2016-17 SIAC COMMITTEE

Matt Alexander

Ginger Bechtold

Lexi Freund - AHS FFA

Emily Hohenberger – AHS Student Council

Mike McDermott

James Northwick

Javen Smith

Jena Waters

Michael Amstein

Dennis Davis

Phil Hascall

Stacey Hornung

Heather McKay

Josh Rasmussen

Kathy Smith

Todd Waters

Pam Amstein

LaNette Freund

Kathy Hobson

Gini Jordan

Amber Moore

JoAnn Runyan

Holly Wailes

2016-17 Atlantic Community Schools Calendar

Summary of Calendar

Days in classroom:
 First Semester 82
 Second Semester 94
 Total Calendar Days 176

Calendar Legend

1.5 hour early out *
 2.0 hour early out ^
 No School Students 7
 Holidays 5
 Teacher In-Service 23

Holidays:

Labor Day (9/5)
 Thanksgiving (11/24)
 Christmas (12/25)
 New Year's Day(1/1)
 Memorial Day (5/29)

Other:

Student Days 176
 Student Hours 1,106

	M	T	W	Th	F	S	S	Days	Wk	Date	Events
August											
7	8	9	10	11	12	13				Aug 16, 17, 18	New Teacher Days
14	15	16 ^N	17 ^N	18 ^N	19	20				Aug 19 & 22	Teacher Work Days
21	22	23 [^]	24 [^]	25 [^]	26	27				Aug 23	1 st Day of School
28	29	30	31*					7			
September											
				1	2	3					
4	5	6	7*	8	9	10				Sept 5	Labor Day No School
11	12	13	14*	15	16	17					
18	19	20	21*	22	23	24					
25	26	27	28*	29	30			28			
October											
						1					
2	3	4	5*	6	7	8					
9	10	11	12*	13	14	15					
16	17	18	19*	20	21	22				Oct 21 st	1 st Quarter Ends
23	24	25	26 [^]	27	28	29				Oct 26 and 27	P/T Conferences
30	31							47		Oct 27 and 28	No School
November											
		1	2*	3	4	5					
6	7	8	9*	10	11	12					
13	14	15	16*	17	18	19					
20	21	22	23 [^]	24	25	26				Nov 24 and 25	Thanksgiving Day No School
27	28	29	30*					67			
December											
				1	2	3					
4	5	6	7*	8	9	10					
11	12	13	14*	15	16	17				Dec 21 st	2 nd Quarter/1 st Semester Ends
18	19	20	21 [^]	22	23	24				Dec 22-Jan 3	No School Students
25	26	27	28	29	30	31		82		Dec 25	Christmas
January											
1	2	3	4*	5	6	7				Jan 1	New Year's Day
8	9	10	11*	12	13	14				Jan 3	No School Students (Staff PD)
15	16	17	18*	19	20	21					
22	23	24	25*	26	27	28					
29	30	31						102			
February											
			1*	2	3	4					
5	6	7	8*	9	10	11				Feb 15 and 16	P/T Conferences
12	13	14	15 [^]	16	17	18				Feb 16 and 17	No School
19	20	21	22*	23	24	25					
26	27	28						120			
March											
			1*	2	3	4					
5	6	7	8*	9	10	11				March 10	3 rd Quarter Ends
12	13	14	15*	16	17	18					
19	20	21	22	23	24	25				Mar 20-24	No School Spring Break
26	27	28	29*	30	31			138			
April											
						1					
2	3	4	5*	6	7	8					
9	10	11	12*	13	14	15				April 14	No School Students (Staff PD)
16	17	18	19*	20	21	22					
23	24	25	26*	27	28	29		157			
30											
May											
	1	2	3*	4	5	6					
7	8	9	10*	11	12	13					
14	15	16	17*	18	19	20				May 17	Senior's Last Day
21	22	23	24*	25 [^]	26	27		176		May 25	Last Day of School Students
28	29	30	31	1	2	3				May 29	Memorial Day

2016-17 Atlantic Community Schools Calendar

Summary of Calendar

Days in classroom: 176
 First Semester 82
 Second Semester 94
 Total Calendar Days 176

Calendar Legend

1.5 hour early out *
 2.0 hour early out ^
 No School Students Z
 Holidays 5
 Teacher In-Service 23

Holidays:

Labor Day (9/5)
 Thanksgiving (11/24)
 Christmas (12/25)
 New Year's Day(1/1)
 Memorial Day (5/29)

Other:

Student Days 176
 Student Hours 1,106

	M	T	W	Th	F	S	S	Days	Wk	Date	Events	
August												
7	8	9	10	11	12	13						
14	15	16	17	18	19	20						
21	22	23^	24^	25^	26	27						
28	29	30	31*					7				
September				1	2	3						
4	5	6	7*	8	9	10				Sept 6-9 C4K Testing and IEOC Testing		
11	12	13	14*	15	16	17				Sept 12-23 NWEA Testing		
18	19	20	21*	22	23	24						
25	26	27	28*	29	30			28				
October						1						
2	3	4	5*	6	7	8						
9	10	11	12*	13	14	15						
16	17	18	19*	20	21	22				October 21 1 st Quarter Ends		
23	24	25	26^	27	28	29						
30	31	November						47				
		1	2*	3	4	5						
6	7	8	9*	10	11	12						
13	14	15	16*	17	18	19						
20	21	22	23^	24	25	26						
27	28	29	30*					67				
December				1	2	3						
4	5	6	7*	8	9	10						
11	12	13	14*	15	16	17				Dec 12-16 NWEA Testing		
18	19	20	21^	22	23	24						
25	26	27	28	29	30	31		82				
January												
1	2	3	4*	5	6	7						
8	9	10	11*	12	13	14						
15	16	17	18*	19	20	21						
22	23	24	25*	26	27	28				Jan 23-27 C4K Testing		
29	30	31						102				
February			1*	2	3	4						
5	6	7	8*	9	10	11						
12	13	14	15^	16	17	18						
19	20	21	22*	23	24	25				Feb 20-24 Iowa Assessments		
26	27	28						120				
March			1*	2	3	4						
5	6	7	8*	9	10	11				March 10 3 rd Quarter Ends		
12	13	14	15*	16	17	18						
19	20	21	22	23	24	25						
26	27	28	29*	30	31			138		Mar 27-31 ELPA Testing		
April						1						
2	3	4	5*	6	7	8						
9	10	11	12*	13	14	15						
16	17	18	19*	20	21	22				April 17-28 NWEA Testing		
23	24	25	26*	27	28	29		157				
30	May											
	1	2	3*	4	5	6						
7	8	9	10*	11	12	13				May 8-12 C4K Testing and IEOC Testing		
14	15	16	17*	18	19	20						
21	22	23	24*	25^	26	27		176				
28	29	30	31	1	2	3						

Atlantic Community School District
DISTRICT FINANCES

GENERAL FUND REVENUE

	Amount (\$)	Percent (%) Rounded
Property Tax	\$ 5,506,850	30.8
Income Surtax	\$ 613,201	3.4
Excise Taxes	\$ 230,183	1.3
State Foundation Aid	\$ 7,227,667	40.5
AEA Flow-through	\$ 611,729	3.4
Miscellaneous Revenue	\$ 3,666,636	20.5
TOTAL	\$ 17,856,266.00	100.0

GENERAL FUND EXPENDITURES

	Amount (\$)	Percent (%) Rounded
Salaries	\$ 10,687,009	63.6
Employee Benefits	\$ 3,480,991	20.7
Purchase Services	\$ 1,036,022	6.2
Supplies	\$ 898,771	5.4
Equipment/Property	\$ 61,488	0.4
Miscellaneous/Other	\$ 19,691	0.1
AEA Flow-through	\$ 611,729	3.6
TOTAL	\$ 16,795,701	100.0

3-YEAR FINANCIAL PERFORMANCE

	2013-14	2014-15	2015-16	
Total Revenues	\$ 16,435,119	\$ 16,825,056	\$ 17,856,266	Revenues
Total Disbursements	\$ 17,015,335	\$ 16,917,587	\$ 16,795,701	Disbursements
Beginning Fund Balance	\$ 390,973	\$ (189,244)	\$ (281,775)	Beg. Fund Bal.
Ending Fund Balance	\$ (189,244)	\$ (281,775)	\$ 778,790	End. Fund Bal.
Unassigned Fund Balance	\$ (578,501)	\$ (624,391)	\$ 436,470	Unassnd Fd Bal
Solvency Ratio	-3.64%	-3.85%	2.83%	Solvency Ratio
Unspent Authorized Budget Ratio	13.80%	10.00%	12.83%	UAB Ratio

TAX RATES

	2014-15	2015-16	2016-17
Gen Fund Prop. Tax	\$ 13.59	\$ 13.43	\$ 13.51
Total Tax Rate	\$ 14.87	\$ 15.20	\$ 15.78

MANAGEMENT RESPONSE

	2014-15	2015-16	2016-17	
Management Levy	\$ 350,000	\$ 250,000	\$ 480,923	Management
Cash Reserve Levy-SBRC	\$ 964,771	\$ 820,000	\$ 1,133,361	Cash Reserve-SBRC
Cash Reserve-Other	\$ 600,000	\$ 709,456	\$ 300,000	Cash Reserve-Other
Instructional Support	\$ 55,692	\$ 61,792	\$ 33,916	Instructional Support
Regular PPEL	\$ 140,888	\$ 142,926	\$ 147,402	Regular PPEL
Voted PPEL	\$ 50,682	\$ 368,143	\$ 379,672	Voted PPEL

UNSPENT AUTHORIZED BUDGET RATIO

Unspent Authorized Budget as a percent of maximum spending authority

Recommended Range

5 - 15%

Not to exceed 25%